

ภาคผนวก ค
เอกสารสอบเทียบเครื่องมือ

List of Instruments Certification for Air & Noise Quality Analysis

No.	Instrument/Equipment	Parameter	Manufacturer	Model/Serial No.	Calibrator	Certification No.	Date of Calibration	Due date of Calibration	Remark
Ambient									
1	Orifice Transfer Standard Calibrator	Total Suspended Particulate (TSP) Particulate Matter < 10 µm (PM ₁₀)	Tisch Environmental,Inc.	TE-5025A 3383	Tisch Environmental,Inc.	27072020	27 Jul 20	26 Jul 22	-
2	U-Tube Manometer	Total Suspended Particulate (TSP) Particulate Matter < 10 µm (PM ₁₀)	Dwyer	1221-36-W/M -	Technology Promotion Association (Thailand-Japan)	22P800	12 Mar 22	11 Mar 23	-
3	Aneroid Barometer	Total Suspended Particulate (TSP) Particulate Matter < 10 µm (PM ₁₀)	Barigo, Germany	-	Technology Promotion Association (Thailand-Japan)	21P2500	21 Jul 21	20 Jul 22	-
4	Dial Thermo-Hygrometer	Total Suspended Particulate (TSP) Particulate Matter < 10 µm (PM ₁₀)	Barigo, Germany	-	Technology Promotion Association (Thailand-Japan)	22H771	5 Apr 22	4 Apr 23	-
5	Nitrogen Dioxide Analyzer	Nitrogen Dioxide	Thermo Scientific	42i 1201778108	UAE Consultant Co.,Ltd.	08122021	8 Dec 21	7 Dec 22	-
6	Nitrogen Dioxide Analyzer	Nitrogen Dioxide	Thermo Scientific	42i 1201778109	UAE Consultant Co.,Ltd.	08122021	8 Dec 21	7 Dec 22	-
7	Nitrogen Dioxide Analyzer	Nitrogen Dioxide	Thermo Scientific	42i 1201778105	UAE Consultant Co.,Ltd.	17112021	17 Nov 21	16 Nov 22	-
8	Nitrogen Dioxide Analyzer	Nitrogen Dioxide	Thermo Scientific	42i 1201778106	UAE Consultant Co.,Ltd.	17112021	17 Nov 21	16 Nov 22	-
9	Standard Gases (Mixture)	Nitrogen Dioxide	Airgas	CC159599 2015PSIG	Airgas an Air Liquide company	E04NI99E15A01QC	30 Jul 19	30 Jul 22	-
10	Sulphur Dioxide Analyzer	Sulphur Dioxide	Thermo Scientific	43i 1182920017	UAE Consultant Co.,Ltd.	29112021	29 Nov 21	28 Nov 22	-
11	Sulphur Dioxide Analyzer	Sulphur Dioxide	Thermo Scientific	43i 1180540065	UAE Consultant Co.,Ltd.	09112021	9 Nov 21	8 Nov 22	-
12	Sulphur Dioxide Analyzer	Sulphur Dioxide	Thermo Scientific	43i 1182920012	UAE Consultant Co.,Ltd.	09112021	22 Nov 21	21 Nov 22	-

List of Instruments Certification for Air & Noise Quality Analysis

No.	Instrument/Equipment	Parameter	Manufacturer	Model/Serial No.	Calibrator	Certification No.	Date of Calibration	Due date of Calibration	Remark
Ambient									
13	Sulphur Dioxide Analyzer	Sulphur Dioxide	Thermo Scientific	43i 1182920013	UAE Consultant Co.,Ltd.	09112021	22 Nov 21	21 Nov 22	-
14	Standard Gases (Mixture)	Sulphur Dioxide	Airgas	CC159599 2015PSIG	Airgas an Air Liquide company	E04NI99E15A01QC	30 Jul 19	30 Jul 22	-
15	Wind Speed/Wind Direction	WS/WD	LSI LASTEM	E-LOG305 19040303	Thai Meteorological Department	207/21	12 Apr 21	11 Apr 22	-
16	Wind Speed/Wind Direction	WS/WD	LSI LASTEM	E-LOG305 19040406	Thai Meteorological Department	354/21	20 Jul 21	19 Jul 22	-
17	Wind Speed/Wind Direction	WS/WD	Scarlet Tech Ltd.	WL-21 2111DT0058	Scarlet Tech Ltd.	25032022	25 Mar 22	24 Mar 23	-
18	Wind Speed/Wind Direction	WS/WD	Scarlet Tech Ltd.	WL-21 2111DT0065	Scarlet Tech Ltd.	25032022	25 Mar 22	24 Mar 23	-
19	Sound Level Calibrator (Acoustic Calibrator)	Calibrate Sound Level Meter	Larson Davis	CAL150 6171	Innovative Instrument Co.,Ltd.	21-ACT-327	24 Aug 21	23 Aug 22	-
20	Sound Level Meter	L _{Aeq} 24 hr, L _{A90} , L _{Adn} , L _{Amax}	Larson Davis	LxT2 0005286	Sithiporn Associates Co., Ltd.	ACL22081	26 Jan 22	25 Jan 23	-
21	Sound Level Meter	L _{Aeq} 24 hr, L _{A90} , L _{Adn} , L _{Amax}		LxT2 0005394					

Certificate of Calibration

Calibration Certification Information

Cal. Date: July 27, 2020 Rootsmeter S/N: 438320 Ta: 298 °K
Operator: Jim Tisch Pa: 749.3 mm Hg
Calibration Model #: TE-5025A Calibrator S/N: 3383

Run	Vol. Init (m3)	Vol. Final (m3)	ΔVol. (m3)	ΔTime (min)	ΔP (mm Hg)	ΔH (in H2O)
1	1	2	1	1.4020	3.2	2.00
2	3	4	1	1.0000	6.3	4.00
3	5	6	1	0.8920	7.8	5.00
4	7	8	1	0.8430	8.7	5.50
5	9	10	1	0.7010	12.7	8.00

Data Tabulation

Vstd (m3)	Qstd (x-axis)	$\sqrt{\Delta H \left(\frac{Pa}{Pstd} \right) \left(\frac{Tstd}{Ta} \right)}$ (y-axis)	Va	Qa (x-axis)	$\sqrt{\Delta H \left(\frac{Ta}{Pa} \right)}$ (y-axis)
0.9817	0.7002	1.4042	0.9957	0.7102	0.8919
0.9776	0.9776	1.9859	0.9916	0.9916	1.2613
0.9757	1.0938	2.2203	0.9896	1.1094	1.4101
0.9745	1.1560	2.3286	0.9884	1.1725	1.4790
0.9692	1.3826	2.8084	0.9831	1.4024	1.7837
QSTD	m=	2.04993	QA	m=	1.28363
	b=	-0.02762		b=	-0.01754
	r=	0.99985		r=	0.99985

Calculations

Vstd=	$\Delta Vol((Pa-\Delta P)/Pstd)(Tstd/Ta)$	Va=	$\Delta Vol((Pa-\Delta P)/Pa)$
Qstd=	Vstd/ΔTime	Qa=	Va/ΔTime
For subsequent flow rate calculations:			
Qstd=	$1/m \left(\left(\sqrt{\Delta H \left(\frac{Pa}{Pstd} \right) \left(\frac{Tstd}{Ta} \right)} \right) - b \right)$	Qa=	$1/m \left(\left(\sqrt{\Delta H \left(\frac{Ta}{Pa} \right)} \right) - b \right)$

Standard Conditions

Tstd:	298.15 °K
Pstd:	760 mm Hg
Key	
ΔH:	calibrator manometer reading (in H2O)
ΔP:	rootsmeter manometer reading (mm Hg)
Ta:	actual absolute temperature (°K)
Pa:	actual barometric pressure (mm Hg)
b:	intercept
m:	slope

RECALIBRATION

US EPA recommends annual recalibration per 1998 40 Code of Federal Regulations Part 50 to 51, Appendix B to Part 50, Reference Method for the Determination of Suspended Particulate Matter in the Atmosphere, 9.2.17, page 30



TECHNOLOGY PROMOTION ASSOCIATION (THAILAND-JAPAN)
CORPORATE SERVICES 3: EQUIPMENT CALIBRATION AND TESTING SERVICES
534/4 PATTANAKARN ROAD SOI 18, SUANLUANG, SUANLUANG, BANGKOK 10250
TEL. 0-2717-3000-24 FAX. 0-2719-9484

Certificate of Calibration

Certificate No. : 22P800

Page : 1 of 2

Equipment : U-Tube Manometer

Manufacturer: Dwyer

Model : 1221-36-W/M

Serial No.: -

ID No.: UAE.EFM.022/2560

Condition As-Received: Used Item

Received Date: 03 March 2022

Calibration Date: 12 March 2022

Reference: 2203-0131WSC

Submitted by: United Analyst and Engineering Consultant Co.,Ltd.

Ambient Temperature: (23 ± 2) °C

Relative Humidity: (50 ± 15) %

Atmospheric Pressure: 1010 mbar

This certificate may not be reproduced other than in full,
except with the prior written approval of the head of
Corporate Services 3: Equipment Calibration and Testing Services.

81 Soi Udomsuk 41, Sukhumvit Road, Bangchak,
Phrakhanong, Bangkok 10260

Procedure used: The calibration was conducted by direct comparison method against Pressure Measuring Instruments Standard according to in-house calibration procedure CP-P04, using " DKD-R 6-1 ; Calibration of Pressure Gauges, Edition 03/2014 " as a guidelines.

Condition of this result of calibration

1.Reference standards instruments :

<u>Instrument</u>	<u>Model</u>	<u>Serial No.</u>	<u>Certificate No.</u>	<u>Due Date</u>
1) Pressure Calibrator	PC106P	1189	MP-0110-21	09 Aug 2022

2.This result of calibration was made on requested at the point specified by customer.

3.Scale and conversion factor is 1 kPa = 4.0146293 inH₂O

4.This instrument was used clean air as pressure media.

5.This instrument was calibrated by applied pressure to high-port (+) side and low-port (-) side open to atmospheric pressure.

6.This instrument was installed in vertical orientation and top of the pressure port was used as the reference level.

7.The certificate is valid only to the item calibrated on date and place of calibration.

8.This Certification is traceable to the International System of Unit maintained at:-

-National Institute of Metrology Thailand (NIMT)

Calibrated by : Suwit Aussarree

Issue Date : 14 March 2022

Approved Signatory : _____

[]  Attapol Panurach

[] Sura Suwannasri

[✓] Attapol Panurach

เอกสารไม่ควบคุม

B 0282413



Cert.No.: 22P800

Page: 2 of 2

Result of calibration:- Without adjustment

Function:- Pressure Measurement

Increasing Pressure

Range : 0 inH₂O to 36 inH₂O

Scale Interval : 0.1 inH₂O (The Fifth Estimate)

<u>Applied Pressure</u> (inH ₂ O)	<u>UUC Indication</u>		<u>ΔP</u> (inH ₂ O)	<u>Error</u> (inH ₂ O)
	<u>High-port side</u> (inH ₂ O)	<u>Low-port side</u> (inH ₂ O)		
0.00	0.00	0.00	0.00	0.00
2.00	1.00	-1.00	2.00	0.00
4.00	2.00	-2.00	4.00	0.00
6.00	3.00	-3.00	6.00	0.00
8.00	4.00	-4.00	8.00	0.00
10.00	5.00	-5.02	10.02	0.02
12.00	6.00	-6.02	12.02	0.02
14.00	7.00	-7.04	14.04	0.04
16.00	8.00	-8.04	16.04	0.04
18.00	9.00	-9.04	18.04	0.04
20.00	10.00	-10.04	20.04	0.04
22.00	11.00	-11.02	22.02	0.02
24.00	12.00	-12.02	24.02	0.02
26.00	13.00	-13.02	26.02	0.02
28.00	14.00	-14.04	28.04	0.04
30.00	15.00	-15.04	30.04	0.04
32.00	16.00	-16.04	32.04	0.04
34.00	16.98	-17.06	34.04	0.04
35.80	17.98	-18.00	35.98	0.18

The uncertainty of measurement was ± 0.11 inH₂O

* UUC = Unit Under Calibration

* ΔP = High-port side - Low-port side

The reported uncertainty of measurement was based on a standard uncertainty multiplied by a coverage factor $k = 2$, providing a level of confidence of approximately 95 %.

-o0o-

เอกสารไม่ควบคุม

a 1099526



TECHNOLOGY PROMOTION ASSOCIATION (THAILAND-JAPAN)
CORPORATE SERVICES 3: EQUIPMENT CALIBRATION AND TESTING SERVICES
534/4 PATTANAKARN ROAD SOI 18, SUANLUANG, SUANLUANG, BANGKOK 10250
TEL. 0-2717-3000-24 FAX. 0-2719-9484



Certificate of Calibration

Certificate No. : 21P2500

Page : 1 of 2

Equipment : Aneroid Barometer

Manufacturer: Barigo

Model : -

Serial No.: -

ID No.: UAE.ANV.123/2550

Condition As-Received: Used Item

Received Date: 20 July 2021

Calibration Date: 21 July 2021

Reference: 2107-0570WSC

Submitted by: United Analyst and Engineering Consultant Co.,Ltd.

Ambient Temperature: (23 \pm 2) °C

Relative Humidity: (50 \pm 15) %

Atmospheric Pressure: 1009 mbar

81 Soi Udomsuk 41, Sukhumvit Road, Bangchak,
Phrakhanong, Bangkok 10260

Procedure used: The calibration was conducted by direct comparison method against Pressure Measuring Instruments Standard according to in-house calibration procedure CP-P10, using " DKD-R 6-1 ; Calibration of Pressure Gauges, Edition 03/2014 " as a guidelines.

Condition of this result of calibration

1.Reference standards instruments :

<u>Instrument</u>	<u>Model</u>	<u>Serial No.</u>	<u>Certificate No.</u>	<u>Due Date</u>
1) Standard Barometer	DPI142	1422505046	MP-0053-21	08 Apr 2022

2.This instrument was installed in vertical orientation and center of the dial was used as the reference level.

3.This result of calibration was made on requested at the point specified by customer.

4.This instrument was used clean air as pressure media.

5.The certificate is valid only to the item calibrated on date and place of calibration.

6.This Certification is traceable to the International System of Unit maintained at:-

-National Institute of Metrology Thailand (NIMT)

Calibrated by : Suwit Aussarree

Issue Date : 22 July 2021

Approved Signatory : _____

☐ Phalinee Prabpaipal

☐ Sura Suwannasri

☒ Attapol Panurach

เอกสารไม่ควบคุม

B 0264463



Cert.No.: 21P2500

Page: 2 of 2

Result of calibration:- Without adjustment

Range : 960 hPa to 1030 hPa

Function:- Absolute Pressure Measurement

Scale Interval : 1 hPa(The Fifth Estimate)

Increasing Pressure

Applied Pressure (hPa)	956.36	968.61	979.40	990.51	1000.62	1010.72	1020.76	1031.19
UUC* Indication (hPa)	960.0	970.0	980.0	990.0	1000.0	1010.0	1020.0	1030.0
Error (hPa)	3.64	1.39	0.60	-0.51	-0.62	-0.72	-0.76	-1.19

Decreasing Pressure

Applied Pressure (hPa)	1031.28	1020.72	1010.67	1000.58	990.42	979.33	968.54	956.29
UUC* Indication (hPa)	1030.0	1020.0	1010.0	1000.0	990.0	980.0	970.0	960.0
Error (hPa)	-1.28	-0.72	-0.67	-0.58	-0.42	0.67	1.46	3.71

The uncertainty of measurement was ± 0.30 hPa

* UUC = Unit Under Calibration

The reported uncertainty of measurement was based on a standard uncertainty multiplied by a coverage factor $k = 2$, providing a level of confidence of approximately 95 %.

-o0o-



TECHNOLOGY PROMOTION ASSOCIATION (THAILAND-JAPAN)
CORPORATE SERVICES 3: EQUIPMENT CALIBRATION AND TESTING SERVICES
534/4 PATTANAKARN ROAD SOI 18, SUANLUANG, SUANLUANG, BANGKOK 10250
TEL. 0-2717-3000-24 FAX. 0-2719-9484



Certificate of Calibration

Certificate No. : 22H771

Page : 1 of 2

Equipment : Dial Thermo-Hygrometer

Manufacturer: Barigo

Model : -

Serial No.: -

ID No.: UAE.ANV.003/2548

Condition As-Received: Used Item

Received Date: 30 March 2022

Calibration Date: 01 April 2022
to 05 April 2022

Reference: 2203-1124WSC

Ambient Temperature: (25 ± 3) °C

Relative Humidity: (50 ± 20) %

This certificate may not be reproduced other than in full,
except with the prior written approval of the head of
Corporate Services 3: Equipment Calibration and Testing Services.

Submitted by: United Analyst and Engineering Consultant Co.,Ltd.

81 Soi Udomsuk 41, Sukhumvit Road, Bangchak,
Phrakhanong, Bangkok 10260

Procedure used: Calibration were conducted using in-house calibration procedure CP-H02 according to comparison with standard chilled mirror sensor for humidity measurement function and comparison with standard temperature probe for temperature measurement function into humidity / temperature chamber.

Condition of this result of calibration

1.Reference standards instruments :

<u>Instrument</u>	<u>Model</u>	<u>Serial No.</u>	<u>Certificate No.</u>	<u>Due Date</u>
1) Standard Chilled Mirror Hygrometer Sensor	Dew Prime II	31863	19714	17 Sep 2022
2) Standard Humidity/Temperature Meter	400	10203027	TH-0063-21	01 Jul 2022

2.The certificate is valid only to the item calibrated on date and place of calibration.

3.This Certification is traceable to the International System of Unit maintained at:-

- National Institute of Standards and Technology (NIST) , The United States of America
- National Institute of Metrology Thailand (NIMT)

Calibrated by : Somchai Dumwor
Issue Date : 08 April 2022

Approved Signatory :

☒ Chakrit waewanjua
☐ Pornthippa Tameyakul
☐ Viporn Tantiyawutti

เอกสารไม่ควบคุม

B 0285423



Cert. No.: 22H771

Page.: 2 of 2

Result of Calibration:-

Without Adjustment

Function:

Humidity measurement.

<u>Reference</u> <u>Temperature</u> (°C)	<u>Standard</u> <u>Humidity</u> (%R.H.)	<u>UUC*</u> <u>Reading</u> (%R.H.)	<u>Error</u> (%R.H.)	<u>Uncertainty</u> <u>of Measurement</u> (±%R.H.)
25.0	40.1	42	1.9	1.6
25.0	60.0	61	1.0	1.8
25.0	80.0	78	-2.0	2.0

Result of Calibration:-

Without Adjustment

Function:

Temperature measurement.

<u>Standard</u> <u>Temperature</u> (°C)	<u>UUC*</u> <u>Reading</u> (°C)	<u>Error</u> (°C)	<u>Uncertainty</u> <u>of Measurement</u> (±°C)
20.02	20.0	-0.02	0.72
29.98	30.0	0.02	0.72
35.02	35.0	-0.02	0.72
40.03	40.0	-0.03	0.72

UUC* : Unit Under Calibration

The reported uncertainty of measurement was base on standard uncertainty multiplied by coverage factor $k = 2.00$, providing confidence level approximately 95%.

-o0o-

เอกสารไม่ควบคุม

a 1104141

MULTI-POINT GAS TEST REPORT

Test Date : Dec 8, 2021

Equipment : Gas Analyzer (NO₂)

Model : 42i

Manufacturer : Thermo Scientific

Serial Number : 1201778108

Standard Gas Concentration

Sulphur Dioxide (SO ₂)	44.75
Nitric Oxide (NO)	45.35
Methane (CH ₄)	-
Carbon Monoxide (CO)	1007
Cylinder No. :	CC159599
Expiration Date :	Jul 30, 2022

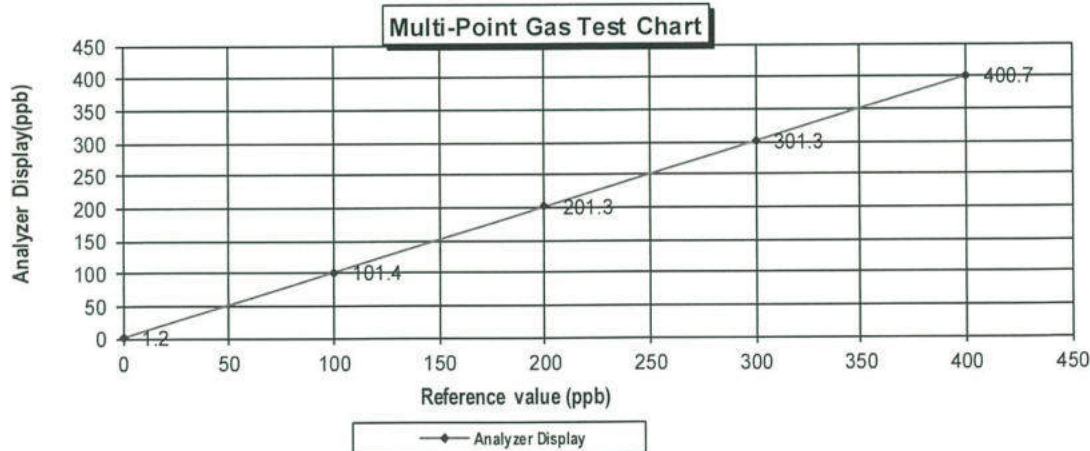
Dilutor Detail

Manufacturer :	Thermo Scientific
Model :	146i
Serial Number :	1180540071

Multi-point gas test data

	Reference Value (ppb)		Analyzer Display (ppb)	Difference Error	Percent Error	[% Error]
Level 1	Zero	0.0	1.2	1.20	1.20	1.20
Level 2	20.00%	100.0	101.4	1.40	1.38	1.38
Level 3	40.00%	200.0	201.3	1.30	0.65	0.65
Level 4	60.00%	300.0	301.3	1.30	0.43	0.43
Level 5	80.00%	400.0	400.7	0.70	0.17	0.17
Remark : Measuring Range 500.0 ppb				Average Difference (%)		0.77

:Acceptable Limit $\pm 5\%$



.....
8/12/64
.....

.....
8/Dec/2021
.....

MULTI-POINT GAS TEST REPORT

Test Date : Dec 8, 2021

Equipment : Gas Analyzer (NO₂)

Model : 42i

Manufacturer : Thermo Scientific

Serial Number : 1201778109

Standard Gas Concentration

Sulphur Dioxide (SO ₂)	44.75
Nitric Oxide (NO)	45.35
Methane (CH ₄)	-
Carbon Monoxide (CO)	1007
Cylinder No. :	CC159599
Expiration Date :	Jul 30, 2022

Dilutor Detail

Manufacturer :	Thermo Scientific
Model :	146i
Serial Number :	1180540071

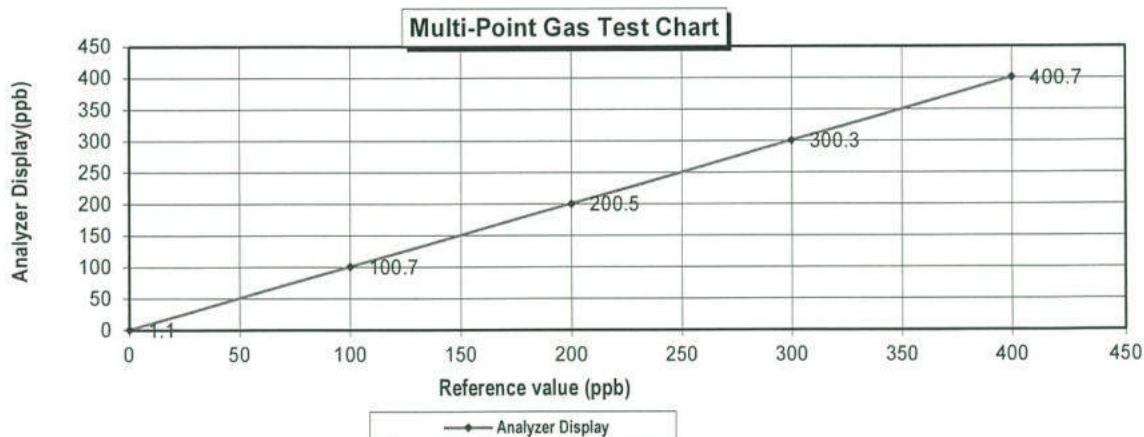
Multi-point gas test data

	Reference Value (ppb)		Analyzer Display (ppb)	Difference Error	Percent Error	[% Error]
Level 1	Zero	0.0	1.1	1.10	1.10	1.10
Level 2	20.00%	100.0	100.7	0.70	0.70	0.70
Level 3	40.00%	200.0	200.5	0.50	0.25	0.25
Level 4	60.00%	300.0	300.3	0.30	0.10	0.10
Level 5	80.00%	400.0	400.7	0.70	0.17	0.17


Remark : Measuring Range 500.0 ppb

:Acceptable Limit $\pm 5\%$

Average Difference (%) 0.46



...../...../.....



...../...../.....

MULTI-POINT GAS TEST REPORT

Test Date : Nov 17, 2021

Equipment : Gas Analyzer (NO₂)

Model : 42i

Manufacturer : Thermo Scientific

Serial Number : 1201778105

Standard Gas Concentration

Sulphur Dioxide (SO ₂)	44.75
Nitric Oxide (NO)	45.35
Methane (CH ₄)	-
Carbon Monoxide (CO)	1007
Cylinder No. :	CC159599
Expiration Date :	Jul 30, 2022

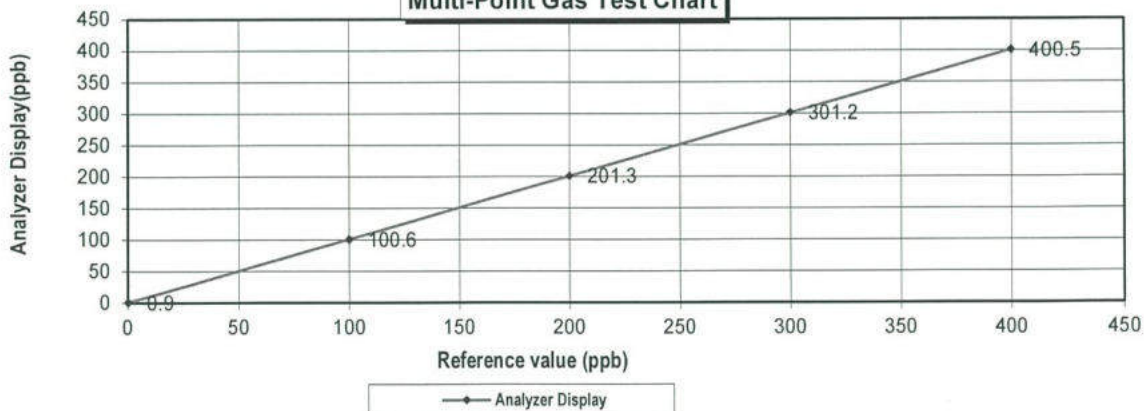
Dilutor Detail

Manufacturer :	Thermo Scientific
Model :	146i
Serial Number :	1180540071

Multi-point gas test data

Reference Value (ppb)			Analyzer Display (ppb)	Difference Error	Percent Error	[% Error]
Level 1	Zero	0.0	0.9	0.90	0.90	0.90
Level 2	20.00%	100.0	100.6	0.60	0.60	0.60
Level 3	40.00%	200.0	201.3	1.30	0.65	0.65
Level 4	60.00%	300.0	301.2	1.20	0.40	0.40
Level 5	80.00%	400.0	400.5	0.50	0.12	0.12
Remark : Measuring Range 500.0 ppb				Average Difference (%)		0.53

Multi-Point Gas Test Chart



[Redacted Signature]

17 / 11 / 64

[Redacted Signature]

17 / Nov / 2021

MULTI-POINT GAS TEST REPORT

Test Date : Nov 17, 2021

Equipment :	Gas Analyzer (NO ₂)	Model :	42i
Manufacturer :	Thermo Scientific	Serial Number :	1201778106

Standard Gas Concentration

Sulphur Dioxide (SO ₂)	44.75
Nitric Oxide (NO)	45.35
Methane (CH ₄)	-
Carbon Monoxide (CO)	1007
Cylinder No. :	CC159599
Expiration Date :	Jul 30, 2022

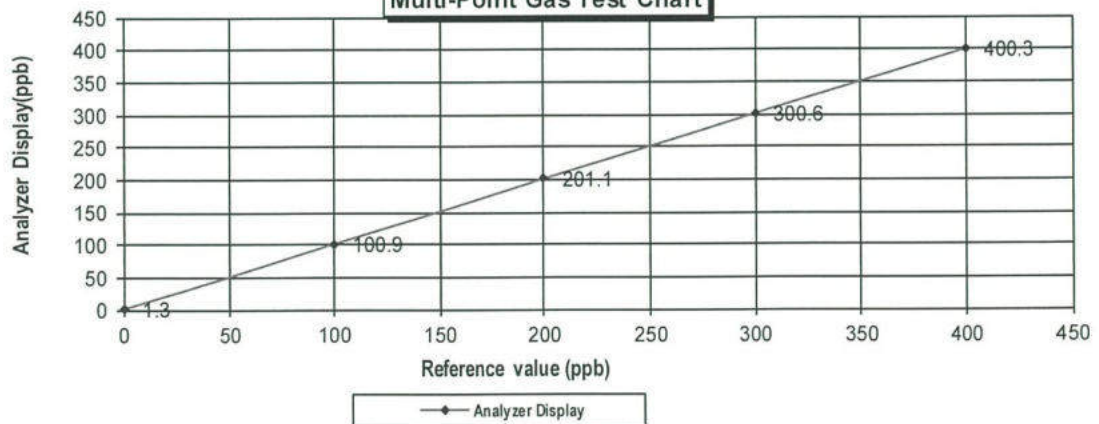
Dilutor Detail

Manufacturer :	Thermo Scientific
Model :	146i
Serial Number :	1180540071

Multi-point gas test data

Reference Value (ppb)			Analyzer Display (ppb)	Difference Error	Percent Error	[% Error]
Level 1	Zero	0.0	1.3	1.30	1.30	1.30
Level 2	20.00%	100.0	100.9	0.90	0.89	0.89
Level 3	40.00%	200.0	201.1	1.10	0.55	0.55
Level 4	60.00%	300.0	300.6	0.60	0.20	0.20
Level 5	80.00%	400.0	400.3	0.30	0.07	0.07
Remark : Measuring Range			500.0 ppb	Average Difference (%)		0.60

Multi-Point Gas Test Chart



...../...../.....



17 / Nov / 2021

CERTIFICATE OF ANALYSIS

Grade of Product: EPA Protocol

Part Number:	E04NI99E15A01QC	Reference Number:	160-401526192-1
Cylinder Number:	CC159599	Cylinder Volume:	144.4 CF
Laboratory:	124 - Plumsteadville - PA	Cylinder Pressure:	2015 PSIG
PGVP Number:	A12019	Valve Outlet:	660
Gas Code:	CO,NO,NOX,SO2,BALN	Certification Date:	Jul 30, 2019

Expiration Date: Jul 30, 2022

Certification performed in accordance with "EPA Traceability Protocol for Assay and Certification of Gaseous Calibration Standards (May 2012)" document EPA 600/R-12/531, using the assay procedures listed. Analytical Methodology does not require correction for analytical interference. This cylinder has a total analytical uncertainty as stated below with a confidence level of 95%. There are no significant impurities which affect the use of this calibration mixture. All concentrations are on a volume/volume basis unless otherwise noted.

Do Not Use This Cylinder below 100 psig, i.e. 0.7 megapascals.

ANALYTICAL RESULTS

Component	Requested Concentration	Actual Concentration	Protocol Method	Total Relative Uncertainty	Assay Dates
NOX	45.00 PPM	44.76 PPM	G1	+/- 0.8% NIST Traceable	07/23/2019, 07/30/2019
NITRIC OXIDE	45.00 PPM	44.76 PPM	G1	+/- 0.8% NIST Traceable	07/23/2019, 07/30/2019
SULFUR DIOXIDE	45.00 PPM	45.35 PPM	G1	+/- 1% NIST Traceable	07/23/2019, 07/30/2019
CARBON MONOXIDE	1000 PPM	1007 PPM	G1	+/- 0.4% NIST Traceable	07/23/2019
NITROGEN	Balance				

CALIBRATION STANDARDS

Type	Lot ID	Cylinder No	Concentration	Uncertainty	Expiration Date
NTRM	18060121	KAL004215	249.9 PPM NITRIC OXIDE/NITROGEN	+/- 0.4%	Nov 08, 2023
NTRM	052411	KAL004307	50.03 PPM NITRIC OXIDE/NITROGEN	+/-0.80%	Mar 12, 2024
NTRM	18060121	KAL004215	250.0 PPM NOx/NITROGEN	+/- 0.4%	Nov 08, 2023
NTRM	052411	KAL004307-NOX	50.03 PPM NOx/NITROGEN	+/-0.80%	Mar 12, 2024
NTRM	0141709	KAL003190	49.67 PPM SULFUR DIOXIDE/NITROGEN	+/- 1.0%	Jun 20, 2022
NTRM	072508	KAL004570	970.0 PPM CARBON MONOXIDE/NITROGEN	+/- 0.4%	May 14, 2021

ANALYTICAL EQUIPMENT

Instrument/Make/Model	Analytical Principle	Last Multipoint Calibration
CO MKS FTIR 000929062	FTIR	Jul 19, 2019
NO MKS FTIR 000929062	FTIR	Jul 22, 2019
NO MKS FTIR 000929062	FTIR	Jul 22, 2019
SO2 MKS FTIR 000929062	FTIR	Jul 22, 2019

Triad Data Available Upon Request

NOTES: RAN# 51319-CM03
PO# 5219002210
GROSS WEIGHT: 28.6 KG
NET WEIGHT: 4.1 KG



Signature on file

Approved for Release

MULTI-POINT GAS TEST REPORT

Test Date : Nov 29, 2021

Equipment :	Gas Analyzer (SO ₂)	Model :	43i
Manufacturer :	Thermo SCIENTIFIC	Serial Number :	1182920017

Standard Gas Concentration

Sulphur Dioxide (SO ₂)	44.75
Nitric Oxide (NO)	45.35
Methane (CH ₄)	-
Carbon Monoxide (CO)	1007
Cylinder No. :	CC159599
Expiration Date :	Jul 30, 2022

Dilutor Detail


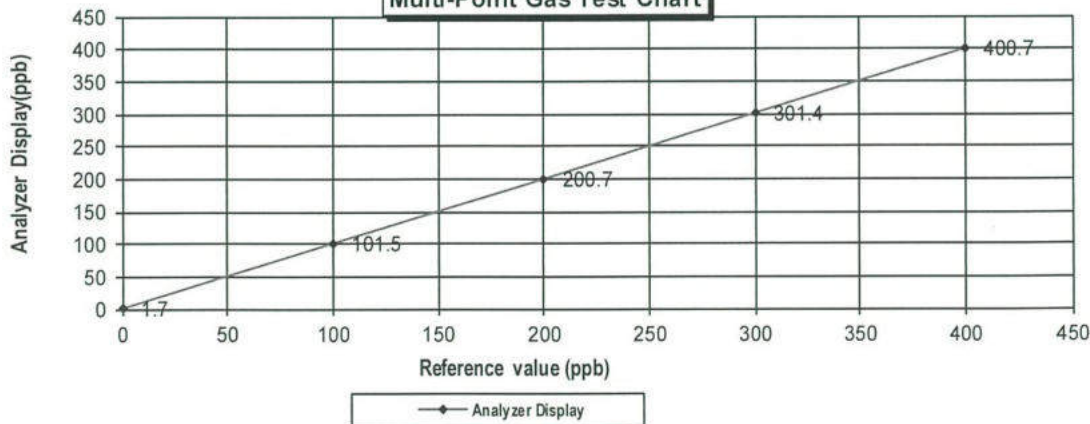
Manufacturer :	Thermo SCIENTIFIC
Model :	146i
Serial Number :	1180540071

Multi-point gas test data

	Reference Value (ppb)		Analyzer Display (ppb)	Difference Error	Percent Error	[% Error]
Level 1	Zero	0.0	1.7	1.70	1.70	1.70
Level 2	20.00%	100.0	101.5	1.50	1.48	1.48
Level 3	40.00%	200.0	200.7	0.70	0.35	0.35
Level 4	60.00%	300.0	301.4	1.40	0.46	0.46
Level 5	80.00%	400.0	400.7	0.70	0.17	0.17
Remark : Measuring Range 500.0 ppb				Average Difference (%)		0.83

:Acceptable Limit $\pm 5\%$

Multi-Point Gas Test Chart



29 / 11 / 64



29 / Nov / 2021

MULTI-POINT GAS TEST REPORT

Test Date : Nov 9, 2021

Equipment :	Gas Analyzer (SO ₂)	Model :	43i
Manufacturer :	Thermo SCIENTIFIC	Serial Number :	1180540065

Standard Gas Concentration			Dilutor Detail	
Sulphur Dioxide (SO ₂)	44.75	PPM	Manufacturer :	Thermo SCIENTIFIC
Nitric Oxide (NO)	45.35	PPM	Model :	146i
Methane (CH ₄)	-	PPM	Serial Number :	1180540071
Carbon Monoxide (CO)	1007			
Cylinder No. :	CC159599			
Expiration Date :	Jul 30, 2022			

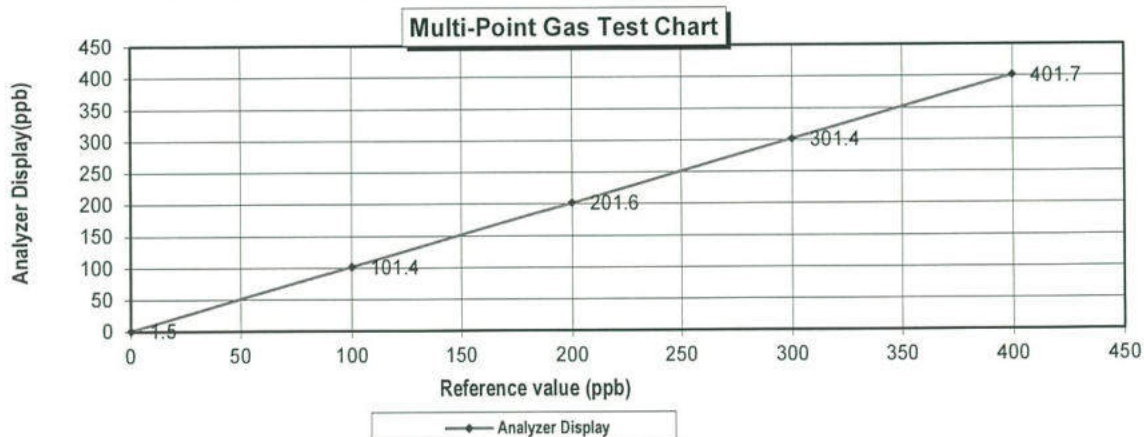
Multi-point gas test data

	Reference Value (ppb)		Analyzer Display (ppb)	Difference Error	Percent Error	[% Error]
Level 1	Zero	0.0	1.5	1.50	1.50	1.50
Level 2	20.00%	100.0	101.4	1.40	1.38	1.38
Level 3	40.00%	200.0	201.6	1.60	0.79	0.79
Level 4	60.00%	300.0	301.4	1.40	0.46	0.46
Level 5	80.00%	400.0	401.7	1.70	0.42	0.42

Remark : Measuring Range 500.0 ppb

:Acceptable Limit $\pm 5\%$

Average Difference (%) 0.91



[Redacted Signature]

9 / 11 / 64

[Redacted Signature]

9 / Nov / 2021

MULTI-POINT GAS TEST REPORT

Test Date : Nov 22, 2021

Equipment : Gas Analyzer (SO₂)
Manufacturer : Thermo SCIENTIFIC

Model : 43i
Serial Number : 1182920012

Standard Gas Concentration

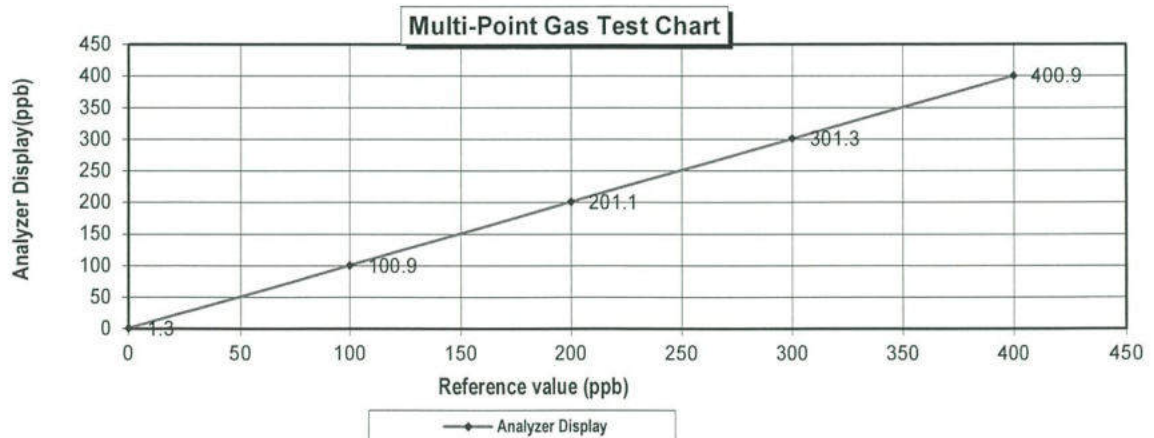
Sulphur Dioxide (SO₂) 44.75 PPM
Nitric Oxide (NO) 45.35 PPM
Methane (CH₄) - PPM
Carbon Monoxide (CO) 1007 PPM
Cylinder No. : CC159599
Expiration Date : Jul 30, 2022

Dilutor Detail

Manufacturer : Thermo SCIENTIFIC
Model : 146i
Serial Number : 1180540071

Multi-point gas test data

Reference Value (ppb)			Analyzer Display (ppb)	Difference Error	Percent Error	[% Error]
Level 1	Zero	0.0	1.3	1.30	1.30	1.30
Level 2	20.00%	100.0	100.9	0.90	0.89	0.89
Level 3	40.00%	200.0	201.1	1.10	0.55	0.55
Level 4	60.00%	300.0	301.3	1.30	0.43	0.43
Level 5	80.00%	400.0	400.9	0.90	0.22	0.22
Remark : Measuring Range 500.0 ppb			Average Difference (%)			0.68



.....
22 / 11 / 64
.....

.....
22 / Nov / 2021
.....

MULTI-POINT GAS TEST REPORT

Test Date : Nov 22, 2021

Equipment : Gas Analyzer (SO₂)

Model : 43i

Manufacturer : Thermo SCIENTIFIC

Serial Number : 1182920013

Standard Gas Concentration

Sulphur Dioxide (SO ₂)	44.75
Nitric Oxide (NO)	45.35
Methane (CH ₄)	-
Carbon Monoxide (CO)	1007
Cylinder No. :	CC159599
Expiration Date :	Jul 30, 2022

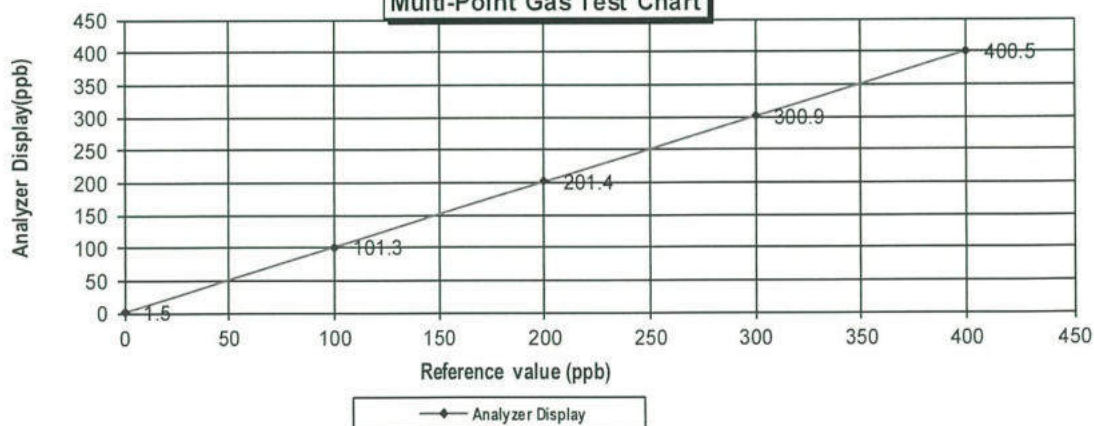
Dilutor Detail

Manufacturer :	Thermo SCIENTIFIC
Model :	146i
Serial Number :	1180540071

Multi-point gas test data

Reference Value (ppb)			Analyzer Display (ppb)	Difference Error	Percent Error	[% Error]
Level 1	Zero	0.0	1.5	1.50	1.50	1.50
Level 2	20.00%	100.0	101.3	1.30	1.28	1.28
Level 3	40.00%	200.0	201.4	1.40	0.70	0.70
Level 4	60.00%	300.0	300.9	0.90	0.30	0.30
Level 5	80.00%	400.0	400.5	0.50	0.12	0.12
Remark : Measuring Range 500.0 ppb				Average Difference (%)		0.78

Multi-Point Gas Test Chart



.....
22/11/2021
.....

.....
22/Nov/2021
.....



THAI METEOROLOGICAL DEPARTMENT

4353 Sukhumvit, Bangna, Bangkok 10260 Tel. 081-454-2804, 0-2399-0469

Calibration Certificate

Issued by : Calibration & Test Section : Meteorological Instruments Bureau

Date of Issue 12 April, 2021

Certification No. 207/21

Page : 1 of 7

Object : เครื่องมือตรวจวัดอุตุนิยมวิทยา

Manufacturer : LSI

Type : Dato Logger E-LOG 305 wind speed and wind direction DNA 827
Thermoigrometers DMA875 Barometer DQA 801
Mfg Code : Dato Logger 19040403 wind speed and wind direction 19050233
Thermoigrometers 19050004 Barometer 19040191

Customer : United Analyst and Engineering Consultant Co.,Ltd.
81 Soi Udomsuk 41, Sukhumvit Road,
Bangchak, Prakanong, Bangkok 10260.

Calibration Condition : Temperature 25.1 °C Barometric Pressure 1014.1 hPa

NATIONAL STANDARD WIND TUNNEL : Thermal Anemometer 642 S/N 91563

: HOOK GAGE NO 1425 : Wind Aloft Plotting Board

N.I.S.T. Test Reference Number 731/241460

: Ultrasonic Anemometer Model DA-650-3TV (sensor TR-90AH)
Serial Number 110730029 (sensor 120629586)

JAPAN QUALITY ASSURANCE ORGANIZATION

STANDARD THERMOMETER : Theodor Friedrich : Dry No.8390/94 Wet No. 8389/94

: testo, testo 645 Serial No. 02848057 : Thermoschneider No.918802

STANDARD BAROMETER : Digital Barometer Vaisala Type PTB220 No. V1220015

Digital Barometer Vaisala Type PTB330 No. K4320001

Calibrated by :

Mr. Watcharapol Subwat

Mechanical Engineer

Si

M

(Authorised Signatory)

for the Chief

Sub-Standard Instrument





THAI METEOROLOGICAL DEPARTMENT

4353 Sukhumvit, Bangna, Bangkok 10260 Tel. 081-454-2804, 0-2399-0469

The Result of Calibration

Wind Speed And Wind Direction

Certification No. 207/21

12 April, 2021

Model DNA827 S/N 19050233

Page : 2 of 7

Standard Ultrasonic Anemometer m/sec	HOOK GAGE NO. 1425			TESTED ANEMOMETER	
	Pressure inches	Vacuum inches	Pressure hPa	Velocity m/sec	Correction m/sec
1.00	-	-	-	1.0	0.00
3.02	-	-	-	2.8	0.22
5.00	-	-	-	4.5	0.50
7.04	-	-	-	6.8	0.24
9.02	-	-	-	8.5	0.52
11.02	-	-	-	10.8	0.22
13.01	-	-	-	12.5	0.51
15.01	-	-	-	14.8	0.21
17.02	-	-	-	16.5	0.52
20.02	-	-	-	19.8	0.22

Wind Aloft Plotting Board.	
US. DEPARTMENT OF COMMERCE WEATHER BUREAU	
WIND DIRECTION	TESTED WIND DIRECTION
0	0
90	90
180	180
270	270

Calibrated by :

Mr. Watcharapol Subwat

Mechanical Engineer

Calibration & Test Section

Meteorological Instruments Bureau



เอกสารไม่ควบคุม

Calibration Certificate

Page : 1 of 7

Sub-Standard Instrument



THAI METEOROLOGICAL DEPARTMENT

4353 Sukhumvit, Bangna, Bangkok 10260 Tel. 081-454-2804,0-2399-0469

The Result of Calibration

Wind Speed And Wind Direction

Certification No. 354/21

20 July, 2021

Model DNA821 S/N

19020214

Page : 2 of 7

Standard Ultrasonic Anemometer m/sec	HOOK GAGE NO. 1425			TESTED ANEMOMETER	
	Pressure inches	Vacumm inches	Pressure hPa	Velocity m/sec	Correction m/sec
1.00	-	-	-	0.9	0.10
3.02	-	-	-	2.7	0.32
5.00	-	-	-	4.9	0.10
7.04	-	-	-	6.7	0.34
9.02	-	-	-	8.9	0.12
11.02	-	-	-	10.7	0.32
13.01	-	-	-	13.0	0.01
15.01	-	-	-	14.7	0.31
17.02	-	-	-	17.0	0.02
20.02	-	-	-	19.7	0.32

Wind Aloft Plotting Board.	
US.DEPARTMENT OF COMMERCE WEATHER BUREAU	
WIND DIRECTION	TESTED WIND DIRECTION
0	0
90	90
180	180
270	270

Calibrated by :

Mr. Watcharapol Subwat

Mechanical Engineer

Calibration & Test Section

Meteorological Instruments Bureau





SCARLET | TECH

Certificate of Calibration

WL-21 Wireless Anemometer

Scarlet Tech Ltd. hereby certifies that the WL-21 wireless anemometer listed below was thoroughly calibrated, tested and inspected following the standard calibration procedure (st-wl-21) and is within manufacturer's specification at the time when the calibration is done.

Client: Envir Service Co., Ltd.

Serial No.: 2111DT0058

Calibration Date: 2022/3/25

Calibration Expiry Date: 2023/3/24

The Result of Calibration

Velocity				
Measured Value (m/s)	Actual Value (m/s)	Deviation	Tolerance	Result
1.0	1.0	0.0	0.9 – 1.1	Pass
2.0	1.9	0.1	1.8 – 2.2	Pass
5.0	5.0	0.0	4.7 – 5.3	Pass
7.0	7.2	0.2	6.0 – 8.0	Pass
10.0	9.8	0.2	9.5 – 10.5	Pass
20.0	20.0	0	19.0 – 21.0	Pass

Wind Direction				
Measured Value	Actual Value	Deviation	Tolerance	Result
45°	47	2	42 – 48	Pass
135°	135	0	132 – 138	Pass
225°	224	1	222 – 228	Pass
315°	315	0	312 – 318	Pass
0°	359	1	357 – 3	Pass

Inspection Room Temp	Actual Value	Deviation	Tolerance	Result
24.2°C	24.5	0.3	23.2-25.2	Pass

Atmospheric Pressure Inspection	Actual Value	Deviation	Tolerance	Result
998	1000	2	994-1002	Pass

Environment conditions :

Air temperature: 22 °C

Relative humidity: 62 %

Static pressure: 102.2 kPa

Performed by:



Certified by
Head of Engineering department

This certificate may not be published or reproduced, except in full, unless obtaining permission in writing form from Scarlet Tech Ltd.
4F-3, No. 347, 2nd Sec., Heping E. Rd., Daan Dist. Taipei City 106, Taiwan

เอกสารไม่ควบคุม



SCARLET | TECH

Certificate of Calibration

WL-21 Wireless Anemometer

Scarlet Tech Ltd. hereby certifies that the WL-21 wireless anemometer listed below was thoroughly calibrated, tested and inspected following the standard calibration procedure (st-wl-21) and is within manufacturer's specification at the time when the calibration is done.

Client: Envir Service Co., Ltd.

Serial No.: 2111DT0065

Calibration Date: 2022/3/25

Calibration Expiry Date: 2023/3/24

The Result of Calibration

Velocity				
Measured Value (m/s)	Actual Value (m/s)	Deviation	Tolerance	Result
1.0	1.0	0.0	0.9 – 1.1	Pass
2.0	2.0	0.0	1.8 – 2.2	Pass
5.0	4.8	0.2	4.7 – 5.3	Pass
7.0	7.1	0.1	6.0 – 8.0	Pass
10.0	9.8	0.2	9.5 – 10.5	Pass
20.0	19.8	0.2	19.0 – 21.0	Pass

Wind Direction				
Measured Value	Actual Value	Deviation	Tolerance	Result
45°	43	2	42 – 48	Pass
135°	136	1	132 – 138	Pass
225°	225	0	222 – 228	Pass
315°	315	0	312 – 318	Pass
0°	2	2	357 – 3	Pass

Inspection Room Temp	Actual Value	Deviation	Tolerance	Result
24.2°C	24.2	0.0	23.2-25.2	Pass

Atmospheric Pressure Inspection	Actual Value	Deviation	Tolerance	Result
998	997	1	994-1002	Pass

Environment conditions :

Air temperature: 22 °C

Relative humidity: 62 %

Static pressure: 102.2 kPa

Performed by: _____

Certified by
Head of Engineering department

This certificate may not be published or reproduced, except in full, unless obtaining permission in writing form from Scarlet Tech Ltd.

4F-3, No. 347, 2nd Sec., Heping E. Rd., Daan Dist. Taipei City 106, Taiwan

เอกสารไม่ควบคุม

Certificate of Calibration

Customer

Name : UNITED ANALYST AND ENGINEERING CONSULTANT CO.,LTD. **Certificate No** : 21-ACT-327
Address : 81 Soi Udomsuk 41, Sukhumvit Road, Bangchak, **Request No** : Req-2021-0995
Prakanong, Bangkok 10260

Unit Under Calibration Details

Measurement item : Acoustic Calibrator Class : 2
Manufacturer : LARSON DAVIS Range : 94 , 114 dB / 1000 Hz
Model : CAL150 Instrument Status : Used
Serial Number : 6171
ID : UAE.EFM.117/2562

Calibration Environment and Details

Temperature : (23 \pm 2 °C)
Humidity : (50 \pm 20 %RH)
Barometric Pressure : (1013 \pm 10.0 hPa)
Received Date : 22 July 2021
Calibration Date : 24 August 2021
Location of Calibration : LAB 1 Acoustic
Calibration Procedure : In-house method CP-ACT-02 based on IEC 60942:2017 Electroacoustics - Sound calibrators

Reference Standard	Model	Serial Number	Traceable	Due Calibration
Sound Calibrator	SV 35A	58079	EEI	14 May 2022
THD Multimeter	2015	1047765	NIMT	21 January 2022

Traceability : This certificate provides traceability of measurement to recognized national standard, and to the realization of the international System of Units (SI).

Note

The reported uncertainty is based on standard uncertainty multiplied by the Coverage Factor $k=2$, providing a level of confidence approximately 95 %.

Calibrated By :

Mr. No

Service

Approved By :

Calibration Engineer Supervisor

Issue Date : 24 August 2021

Certificate No : 21-ACT-327

Request No : Req-2021-0995

Sound pressure level

Calibration Results : Without Adjustment

Calibration Range (dB)	Without Adjustment (dB)		Adjustment (dB)		Uncertainty (± dB)	Acceptance limit Class 2 (± dB)
	Measured	Error	Measured	Error		
94 dB / 1000 Hz	94.10	0.10	-	-	0.12	0.40
114 dB / 1000 Hz	114.12	0.12	-	-	0.11	0.40

Frequency of Sound pressure level

Calibration Range (Hz)	Without Adjustment		Adjustment		Uncertainty (± %)	Acceptance limit Class 2 (± %)
	Measured (Hz)	Error (%)	Measured (Hz)	Error (%)		
94 dB / 1000 Hz	1000.00	0.00	-	-	0.10	1.7
114 dB / 1000 Hz	1000.00	0.00	-	-	0.10	1.7

Total Harmonic Distortion plus Noise of Sound pressure level (THD+N %)

Calibration Range (Hz)	Without Adjustment	Adjustment	Uncertainty (± %)	Acceptance limit Class 2 (± %)
	Measured (%)	Measured (%)		
94 dB / 1000 Hz	0.04	-	0.40	3.0
114 dB / 1000 Hz	0.21	-	0.40	3.0

Note :

- Acceptance limit was IEC60942:2017 Class 1
- The calibration results exclude the calibrator pressure correction
- The calibration results exclude the microphone volume correction

End of Calibration

SITHIPORN ASSOCIATES CO.,LTD. CALIBRATION LABORATORY



451-451/1 Sirinthorn Rd., Bangbumru, Bangplud Bangkok 10700 THAILAND.
Tel.0-2435-8800 Fax.0-2433-1679 e-mail:cal-center@sithiphorn.com http://www.sithiphorn.com

NSC-TISI-TIS 17025
CALIBRATION 0394

Cert. No. : ACL22081

Pages : 1 of 8

Calibration Certificate

Equipment : SOUND LEVEL METER
Manufacturer : LARSON DAVIS
Model : LxT2/ Microphone 375B02 / Preamplifier PRML x T2B
Serial No.: 0005286 / 011740 / 056087
ID No.: -

Condition As Found : GOOD

Customer : UNITED ANALYST AND ENGINEERING CONSULTANT (UAE)
81 SOI UDOMSUK 41, SUKHUMVIT ROAD,
BANGCHAK SUB-DISTRICT,
PHRAKHANONG DISTRICT, BANGKOK 10260
THAILAND.

Location : -

Ambient Temperature : (23.0 \pm 3) °C
Pressure : (101.3 \pm 3) kPa
Relative Humidity : (50.0 \pm 20) %

Received Date : 18 JANUARY 2022
Calibration Date : 26 JANUARY 2022
Date of Issue : 28 JANUARY 2022

Calibrated by :

Nathakorn Pisutpaisan

Approved by :

([Redacted Signature])


This certificate is issued in accordance with the requirements of ISO/IEC 17025 standard, may not be reproduced other than in full, except with the prior written approval of the head of Calibration Laboratory.

เอกสารไม่ควบคุม

DAE
CONSULTANT CO., LTD.

☒ PASS
☐ NOT PASS

Remarks
of noise Acceptance Limits
(1000 Hz) ± 1.0 dB



เอกสารไม่ควบคุม

Continuation of Calibration Certificate

Cert. No. : ACL22081

Job No. : VC65AC0044

Pages : 2 of 8

Calibration Procedure : CP-AC-02

Calibration Method :

This equipment was calibrated by based on IEC-61672-3 (2013) Standard for sound level meter (SLM).

The SLM had tests to Acoustical and Electrical signal tests of frequency weighting with Anechoic chamber and Reference Standard Instruments.

For tests results of each items were made by observation of each Instruments display and also with SLM's display.

Condition of this result of calibration :

1. Reference Standard Instruments :

<u>Instrument</u>	<u>Model</u>	<u>Serial No.</u>	<u>Cert. No.</u>	<u>Due Date</u>
Waveform Generator	33210A	MY48017076	EF-0012-21	10-Feb-22
Waveform Generator	33511B	MY52302742	EF-0011-21	10-Feb-22
Digital Multimeter	33461A	MY53220104	EEL.BP. 05/0264	10-Feb-22
Digital Multimeter	33461A	MY53220076	EEL.BP. 03/0264	08-Feb-22
Digital Multimeter	34461A	MY60024273	1-15180725251-1	15-Sep-22
Programmable Attenuator	MAT-1070	62100114	1500-07774E	08-Mar-22
Condenser Microphone	4180	2977900	AA-1008-21	05-Feb-22
Measuring Amplifier	NA-42KAI	34560495	AA-3003-21	16-Feb-22

2. This result of calibration was found accurate as shown on date and place of calibration for this calibrated item only.

3. This certificate is traceable to the international system of unit maintained at :

3.1 National Institute of Metrology (Thailand).

3.2 Thailand Institute of Scientific and Technological Research (TISTR).

Continuation of Calibration Certificate

Cert. No. : ACL22081

Job No. : VC65AC0044

Pages : 3 of 8

Summary of Measurement Result :

Parameter	Pass	Fail	Uncertainty (dB)	Maximum-permitted uncertainty of measurement (dB)
1. Absolute sensitivity	✓	-	0.2	N/A
2. Self-generated noise	✓	-	0.2	N/A
3. Acoustical signal tests of frequency weightings				
125 Hz	✓	-	0.3	0.6
1000 Hz	✓	-	0.3	0.6
8000 Hz	✓	-	0.3	0.7
4. Electrical signal tests of frequency weightings				
For 10 Hz to 4 kHz	✓	-	0.3	0.6
For > 4 kHz to 10 kHz	✓	-	0.3	0.7
For > 10 kHz to 20 kHz	✓	-	0.3	1.0
5. Frequency and time weightings at 1 kHz	✓	-	0.2	0.2
6. Long - term stability	✓	-	0.1	0.1
7. Level linearity on the reference level range	✓	-	0.2	0.3
8. Level linearity including the level range control	✓	-	0.2	0.3
9. Tone burst response	✓	-	0.2	0.3
10. Peak C sound level	✓	-	0.2	0.35
11. Overload indication	✓	-	0.2	0.25
12. High level stability	✓	-	0.1	0.1

เอกสารไม่ควบคุม

Continuation of Calibration Certificate

Cert. No. : ACL22081

Job No. : VC65AC0044

Pages : 4 of 8

Result of calibration :**1. Absolute sensitivity**

Reference Acoustic Signal (dB)	Measured Value (dB)	Deviation (dB)	Acceptance Limit (dB)
93.9 (93.96)	94.0	0.0	±0.3

2. Self-generated noise

2.1 Normal test

Measured Value (dB)
31.0

2.2 The microphone of the sound level meter was replaced by electrical signal input device.

Frequency Weighting	Measured value (dB)
A - weight	30.8
C - weight	30.6
Flat	36.8

3. Acoustical signal tests of frequency weightings

Meter free-field acoustic response at a level of 84 dB

Frequency (Hz)	Deviation from various frequency weighting response curve (dB)			Acceptance Limits
	Flat	C-weight	A-weight	
125	-0.1	0.1	0.0	± 1.5
1000	-0.2	-0.2	-0.2	± 1.0
8000	3.1	3.2	3.2	±5.0

Continuation of Calibration Certificate

Cert. No. : ACL22081
Job No. : VC65AC0044
Pages : 5 of 8

4. Electrical signal tests of frequency weightings

Weighting network response with relative to 1 kHz.

Frequency (Hz)	Deviation from various frequency weighting response curve (dB)			
	Flat	C-weight	A-weight	Acceptance Limits
63	0.0	0.0	0.0	±2.0
125	0.0	0.0	0.0	±1.5
250	0.0	0.0	0.0	±1.5
500	0.0	0.0	0.0	±1.5
1000	0.0	0.0	0.0	±1.0
2000	0.0	0.1	0.0	±2.0
4000	0.0	0.0	0.0	±3.0
8000	0.0	0.0	0.0	±5.0
16000	-0.1	0.0	0.1	±5.0-(-∞)

5. Frequency and time weightings at 1 kHz

5.1 Frequency weightings at 1 kHz

Frequency Weighting	Measured Value (dB)	Deviated Value (dB)	Acceptance Limits (dB)
A - weight	94.0	0.0	-
C - weight	94.0	0.0	± 0.2
Flat	94.0	0.0	± 0.2

5.2 Time weighting at 1 kHz

Frequency Weighting	Measured Value (dB)	Deviated Value (dB)	Acceptance Limits (dB)
Fast	94.0	0.0	-
Slow	94.0	0.0	± 0.1
Leq	94.0	0.0	± 0.1

6. Long - term stability

Frequency Weighting	SLM Display at initial (dB)	SLM Display at final (dB)	Deviated Value (dB)	Acceptance Limits (dB)
A - weight	94.0	94.0	0.0	± 0.3

เอกสารไม่ควบคุม

Continuation of Calibration Certificate

Cert. No. : ACL22081

Job No. : VC65AC0044

Pages : 6 of 8

7. Level linearity on the reference level range

Anticipated Value (dB)	Measured Value (dB)	Deviated Value (dB)	Acceptance Limits (dB)
135.0	135.1	0.1	± 1.1
134.0	134.1	0.1	± 1.1
133.0	133.1	0.1	± 1.1
132.0	132.1	0.1	± 1.1
131.0	131.1	0.1	± 1.1
129.0	129.1	0.1	± 1.1
124.0	124.1	0.1	± 1.1
119.0	119.1	0.1	± 1.1
114.0	114.1	0.1	± 1.1
109.0	109.1	0.1	± 1.1
104.0	104.1	0.1	± 1.1
99.0	99.0	0.0	± 1.1
94.0	94.0	0.0	± 1.1
89.0	89.0	0.0	± 1.1
84.0	84.0	0.0	± 1.1
79.0	79.0	0.0	± 1.1
74.0	74.0	0.0	± 1.1
69.0	69.0	0.0	± 1.1
64.0	64.0	0.0	± 1.1
59.0	59.0	0.0	± 1.1
54.0	54.0	0.0	± 1.1
49.0	49.1	0.1	± 1.1
44.0	44.2	0.2	± 1.1
39.0	39.6	0.6	± 1.1

Continuation of Calibration Certificate

Cert. No. : ACL22081

Job No. : VC65AC0044

Pages : 7 of 8

8. Level linearity including the level range control

Range	Anticipated Value (dB)	Measured Value (dB)	Deviated Value (dB)	Acceptance Limits (dB)
140	94.0	94.0	0.0	±0.5

9. Tone burst response

Time Weighting	Tone burst duration, Tb (ms)	Cycle	Anticipated Value (dB)	Measured Value (dB)	Deviated Value (dB)	Acceptance Limits (dB)
Fast	0.25	1	108.0	107.8	-0.2	1.5 ; -5.0
	2	8	117.0	116.7	-0.3	1.0 ; -2.5
	200	800	134.0	133.9	-0.1	±1.0
Slow	2	8	108.0	107.8	-0.2	1.5 ; -5.0
	200	800	127.6	127.5	-0.1	±1.0
SEL	0.25	1	N/A	N/A	N/A	1.5 ; -5.0
	2	8	N/A	N/A	N/A	1.0 ; -2.5
	200	800	N/A	N/A	N/A	±1.0

10. Peak C sound level

Number of cycle in test signal	Anticipated Value (dB)	Measured Value, Lcpeak (dB)	Deviated Value (dB)	Acceptance Limits (dB)
Continuous	133.0	133.0	0.0	-
One	136.4	135.7	-0.7	±3.0

Number of cycle in test signal	Anticipated Value (dB)	Measured Value (dB)	Deviated Value (dB)	Acceptance Limits (dB)
Continuous	133.0	133.0	0.0	-
Positive half cycle	135.4	135.2	-0.2	±2.0
Negative half cycle	135.4	135.2	-0.2	±2.0

เอกสารไม่ควบคุม

Continuation of Calibration Certificate

Cert. No. : ACL22081

Job No. : VC65AC0044

Pages : 8 of 8

11. Overload indication

Measured value (dB)		Deviated Value (dB)	Acceptance Limits (dB)
Positive one-half cycle	Negative one-half cycle		
89.2	89.4	0.2	±1.5

12. High level stability

Frequency Weighting	SLM Display at initial (dB)	SLM Display at final (dB)	Deviated Value (dB)	Acceptance Limits (dB)
A - weight	137.0	137.0	0.0	±0.3

The reported uncertainty is based on a standard uncertainty multiplied by coverage factor $k = 2$ or any value following calculation, providing a level of confidence of approximately 95 %

End of Calibration Certificate

เอกสารไม่ควบคุม

Certificate of Calibration

Customer

Name : UNITED ANALYST AND ENGINEERING CONSULTANT CO.,LTD. Certificate No : 22-ACT-034
Address : 81 Soi Udomsuk 41, Sukhumvit Road, Bangchak, Prakanong, Bangkok Request No : Req-2022-0092
10260

Unit Under Calibration Details

Measurement item : Sound Level Meter Microphone Class : 2
Manufacturer : LARSON DAVIS Microphone Model : 375A04
Model : LxT2 Microphone S/N : 329361
Serial Number : 0005394 Preamplifier Model : PRMLxT2C
ID : UAE.EFM.031/2564 Preamplifier S/N : 073810
Resolution : 0.1 dB Intrument Status : Used

Calibration Environment and Details

Temperature : 23 °C ± 2 °C
Humidity : 50 %RH ± 20 %RH
Barometric Pressure : 1013 hPa ± 10 hPa
Received Date : 14 January 2022
Calibrated Date : 21 January 2022
Calibration Procedure : In-house method CP-SLM-01 based on IEC 61672-3 : 2013 Electroacoustics - Sound level meters - Part 3: Periodic tests
Location of Calibration : Lab Acoustic

Reference Standard

Instrument	Brand	Model	SN.	Due calibration	Traceability
Standard Microphone	GRAS	40AN	188273	15 September 2022	GRAS
Multifrequency Calibrator	Quest	Quest-cal	EFA000234	14 June 2022	TSI
Audio Generator	Svantek	Svan401	131	18 October 2022	WK Electric

Note

The reported uncertainty is based on standard uncertainty multiplied by the Coverage Factor $k = 2$, providing a level of confidence approximately 95 %.

Calibrated By :

Mr. 

Calibration Officer

Approved By :

Mr. 

Calibration Engineer Supervisor

Issue Date : 21 January 2022

Certificate No : 22-ACT-034

Request No : Req-2022-0092

1. Indication at the calibration check frequency

UUC Setting	Nominal Level (dB)	Before Adjust		Adjust		UNCERTAINTY (± dB)	Acceptance Limit (± dB)
FAST / A / 37-139		UUC (dB)	ERR (dB)	UUC (dB)	ERR (dB)		
Calibrator Setting							
1000 Hz 114.00 dB	113.85	113.9	+0.05	113.9	0.05	0.20	0.3

Note : Absolute sensitivity was established by the use of Sound Calibrator Brand SVANTEK, Model SV 35A, SN.58079

2. Self-generated noise, Microphone installed

UUC Setting	Measured (dB)	UNCERTAINTY (± dB)
FAST / 37-139		
UUC Weighting		
A	27.8	0.10

3. Self-generated noise, Microphone replaced by the electrical input signal device

UUC Setting	Measured (dB)	UNCERTAINTY (± dB)
FAST / 37-139		
UUC Weighting		
A	27.5	0.10
C	27.0	0.10
Z	31.8	0.10

4. Acoustic signal test of frequency weightings (Without Windscreen)

UUC Setting	Deviation from various Frequency Weighting Responce curve			UNCERTAINTY (± dB)	Acceptance Limit (± dB)
	A (dB)	C (dB)	Z (dB)		
FAST / 37-139					
STD Setting					
125 Hz	0.0	0.1	0.0	0.50	2.0
1000 Hz	0.0	0.0	0.0	0.60	1.0
4000 Hz	0.2	0.3	0.2	0.60	3.0
8000 Hz	-0.3	-0.3	-0.3	0.70	5.0

Certificate No : 22-ACT-034

Request No : Req-2022-0092

5. Electrical signal test of frequency weightings, Weighting network response with relative to 1 kHz

UUC Setting	Deviation from various Frequency			UNCERTAINTY	Acceptance
FAST / 37-139	Weighting Response curve				Limit
STD Setting	A (dB)	C (dB)	Z (dB)	(± dB)	(± dB)
63 Hz	-0.2	-0.1	0.0	0.2	2.0
125 Hz	-0.1	0.0	0.0		1.5
250 Hz	-0.1	0.0	0.0		1.5
500 Hz	-0.1	0.0	0.0		1.5
1000 Hz	0.0	0.0	0.0		1.0
2000 Hz	0.0	0.0	0.0		2.0
4000 Hz	0.0	0.0	0.0		3.0
8000 Hz	-0.1	-0.1	0.0		5
16000 Hz	-0.1	-0.1	-0.1		+5, -INF.

6. Frequency and time weightings at 1kHz

UUC Setting	STD	Measured		UNCERTAINTY (± dB)	Acceptance
FAST / 37-139	REF	UUC	ERR		Limit
UUC Weighting	(dB)	(dB)	(dB)	0.2	(± dB)
A	114.00	114.0	0.0		0.2
C	114.00	114.0	0.0		0.2
Z	114.00	114.0	0.0		0.2

UUC Setting	STD	Measured		UNCERTAINTY (± dB)	Acceptance
37-139 / A	REF	UUC	ERR		Limit
UUC Time Response	(dB)	(dB)	(dB)	0.2	(± dB)
Fast	114.00	114.0	0.0		0.1
Slow	114.00	114.0	0.0		0.1
Leq	114.00	114.0	0.0		0.1

Certificate No : 22-ACT-034

Request No : Req-2022-0092

7. Long Term Stability

UUC Setting	Measured	UNCERTAINTY (\pm dB)	Acceptance Limit (\pm dB)
FAST / A / 37-139	UUC		
STD Setting	(dB)		
Initial	114.0		
Final	114.0		
Deviated	0.0	0.1	0.3

8. Level linearity on the reference level range

UUC Setting	Anticipated	Deviation		UNCERTAINTY (\pm dB)	Acceptance Limit (\pm dB)
FAST / A / 37-139	REF	UUC	ERR		
STD dB	(dB)	(dB)	(dB)		
139.00	139	139.0	0.0	0.3	1.1
134.00	134	134.0	0.0		1.1
129.00	129	129.0	0.0		1.1
124.00	124	124.0	0.0		1.1
119.00	119	119.0	0.0		1.1
114.00	114	114.0	0.0		1.1
109.00	109	109.0	0.0		1.1
104.00	104	104.0	0.0		1.1
99.00	99	99.0	0.0		1.1
94.00	94	93.9	-0.1		1.1
89.00	89	88.9	-0.1		1.1
84.00	84	83.9	-0.1		1.1
79.00	79	78.9	-0.1		1.1
74.00	74	73.9	-0.1		1.1
69.00	69	69.0	0.0		1.1
64.00	64	63.9	-0.1		1.1
59.00	59	59.0	0.0		1.1
54.00	54	54.0	0.0		1.1
49.00	49	49.0	0.0		0.8
44.00	44	44.1	0.1		1.1
39.00	39	39.3	0.3		1.1
38.00	38	38.3	0.3		1.1
37.00	37	37.5	0.5		1.1

Certificate No : 22-ACT-034

Request No : Req-2022-0092

9. Level linearity including the level range control

UUC Setting	STD	Measured		UNCERTAINTY (± dB)	Acceptance
FAST / A	REF	UUC	ERR		Limit
UUC Range	(dB)	(dB)	(dB)		(± dB)
37-139	42.8	43.0	0.2	0.3	1.1
	114	114.0	0.0		1.1

10. Tone burst response

UUC Setting	STD	Anticipated	Measured		UNCERTAINTY (± dB)	Acceptance
A / 37-139	Toneburst	Ref	UUC	ERR		Limit
UUC Time Response	(ms)	(dB)	(dB)	(dB)		(± dB)
Fast	200	135.0	135.0	0.0	0.3	1
	2	118.0	117.7	-0.3		+1.0, -2.5
	0.25	109.0	108.8	-0.2		+1.5, -5.0
Slow	200	128.6	128.5	-0.1		1
	2	109.0	108.9	-0.1		+1.0, -5.0
SEL	200	129.0	129.0	0.0		1
	2	109.0	109.1	+0.1		+1.0, -2.5
	0.25	100.0	100.0	0.0		+1.5, -5.0

11. Peak C Sound level

UUC Setting	Anticipated	Measured		UNCERTAINTY (± dB)	Acceptance
FAST / C / 95-142	REF	UUC	ERR		Limit
STD Setting	(dB)	(dB)	(dB)		(± dB)
Complete cycle	137.4	136.8	-0.60	0.2	3.0
Positive half cycle	136.4	136.1	-0.30		2.0
Negative half cycle	136.4	136.2	-0.20		2.0

Certificate No : 22-ACT-034

Request No : Req-2022-0092

12. Overload indication

UUC Setting	Measured	UNCERTAINTY	Acceptance
FAST / A / 37-139	UUC		Limit
STD Setting	(dB)	(± dB)	(± dB)
Positive one-half cycle	141.7		
Negative one-half cycle	141.8		
Deviated	-0.1	0.2	1.5

13. High Level Stability

UUC Setting	Measured	UNCERTAINTY	Acceptance
FAST / A / 37-139	UUC		Limit
STD Setting	(dB)	(± dB)	(± dB)
Initial	138.0		
Final	138.0		
Deviated	0.0	0.1	0.3

End of Certificate

List of Instruments Certification for Air & Noise Quality Analysis

No.	Instrument/Equipment	Parameter	Manufacturer	Model/Serial No.	Calibrator	Certification No.	Date of Calibration	Due date of Calibration	Remark
Stack									
1	Pre-Test Console	Total Suspended Particulate Hydrogen Sulphide	Apex Instruments, USA.	XC-572-V 0807048	Envi Equipment Service Co., Ltd.	E21-0821	2 Sep 21	1 Sep 22	-
2	Flue gas Analyzer	Sulphur Dioxide Oxide of Nitrogen as Nitrogen Dioxide	Testo	Testo 350 60899456	Entech Industrial Solution Co., Ltd.	G 640441	4 Aug 21	3 Aug 22	-

Envi Equipment Service Co., Ltd.

110/254 Moo 3, Tumbon Bang Rak Phatthana, Amphur Bang Bua Thong, Nonthaburi 11110

Tel. 098 362 9152, 089 478 7885

E-mail: sales@envi-ees.com

Certificate No. : E21-0821

Page : 1 of 6

CERTIFICATE OF CALIBRATION

Customer : United Analyst and Engineering Consultant Co., Ltd.

Address : 81 Soi Udomsuk 41, Sukhumvit Road, Bangchak, Phrakhanong, Bangkok 10260

Description of Equipment : Console meter

Manufacturer : Apex Instrument

Model Number : XC-572-V

Serial Number : 0807048

ID./Control No. : -

Environment Conditions : Temperature (25 ± 2) °C
Humidity (50 ± 15) % RH

Cal. Date : 02/09/2021

Issue Date : 02/09/2021

Calibration Method or Calibration Procedure Used

US EPA Method (United State Environmental Protection Agency)

This certificate is traceable to national standard, which realize the units of measurement according to the International System of Units (IS).

Result of Calibration

This certificate may not be reproduced other than in full except with prior Written approval of the Technical Manager, Envi Equipment Service Company Limited.

These reported uncertainties of measurement are expanded by a coverage factor of k=2, providing a 95% confidence level

Calibrated by : Mr. Sanya Sangnil

Approved by : 

Technical Manger



เอกสารไม่ควบคุม

**METHOD 5 CONSOLE CALIBRATION
USING REFERENCE WET GAS METER W-NK-2.5-B-Z No.547425
5-POINT METRIC UNIT**

Meter Console Information		Calibration Conditions				Factors/Conversions		
Console Model Number	XC-572-V	Date	Time	02/9/2021	01:00 PM	Std Temp	293	K
Console Serial Number	0807048	Calibration Reference No.	-			Std Press	760	mm Hg
DGM Model Number	SK25EX	Barometric Pressure	761.00		mm Hg	K ₁	0.386	
DGM Serial Number	00003811	Calibration Meter Gamma	0.999			Console Leak Check	PASS	

Calibration Data									
Run Time	Metering Console					Calibration Meter			
Elapsed	DGM Orifice DH	Volume Initial	Volume Final	Outlet Temp Initial	Outlet Temp Final	Volume Initial	Volume Final	Outlet Temp Initial	Outlet Temp Final
(Q)	(P _m)	(V _{mi})	(V _{mf})	(t _{mi})	(t _{mf})	(V _{wi})	(V _{wf})	(t _{wi})	(t _{wf})
min	mm H ₂ O	m ³	m ³	°C	°C	m ³	m ³	°C	°C
12.27	13.0	544.3460	544.4860	25	25	32.17136	32.30750	24	24
12.40	13.0	544.4860	544.6260	24	24	32.30750	32.44346	24	24
8.77	26.0	544.6320	544.7720	24	24	32.44932	32.58574	24	24
8.58	26.0	544.7720	544.9120	24	24	32.58574	32.72218	24	24
14.17	40.0	544.9190	545.1990	24	24	32.72886	33.00296	23	23
14.17	40.0	545.1990	545.4790	24	24	33.00296	33.27582	23	23
10.45	70.0	545.4860	545.7670	25	25	33.28250	33.55462	23	23
10.42	70.0	545.7670	546.0470	26	26	33.55462	33.82500	23	23
9.18	90.0	546.0590	546.3390	26	26	33.83612	34.10576	23	23
9.15	90.0	546.3390	546.6190	27	27	34.10576	34.37388	23	23

METHOD 5 CONSOLE CALIBRATION
USING REFERENCE WET GAS METER W-NK-2.5-B-Z No.547425
5-POINT METRIC UNIT

Calibration Data								
Results								
Standardized Data				Dry Gas Meter				
Dry Gas Meter		Calibration Meter		Calibration Factor		Flowrate	.0212 m ³ _{std} /min	Variation
				Value	Variation	Std & Corr		
(V _{m(std)})	(Q _{m(std)})	(V _{w(std)})	(Q _{w(std)})	(Y)	(ΔY)	(Q _{m(std)(corr)})	(ΔH _@)	(ΔH _@)
m ³	m ³ /min	m ³	m ³ /min			m ³ /min	mm H ₂ O	
0.138	0.011	0.134	0.011	0.970	0.006	0.011	48.394	-0.204
0.138	0.011	0.134	0.011	0.969	0.004	0.011	49.583	0.985
0.139	0.016	0.135	0.015	0.971	0.006	0.015	49.356	0.758
0.139	0.016	0.135	0.016	0.971	0.007	0.016	47.300	-1.298
0.279	0.020	0.271	0.019	0.974	0.010	0.019	49.084	0.486
0.279	0.020	0.270	0.019	0.970	0.005	0.019	49.531	0.933
0.280	0.027	0.269	0.026	0.961	-0.004	0.026	47.696	-0.902
0.279	0.027	0.268	0.026	0.958	-0.006	0.026	48.004	-0.594
0.280	0.030	0.267	0.029	0.954	-0.011	0.029	48.418	-0.180
0.280	0.031	0.265	0.029	0.948	-0.016	0.029	48.614	0.016
				0.965	Y Average		48.598	DH _@ Average

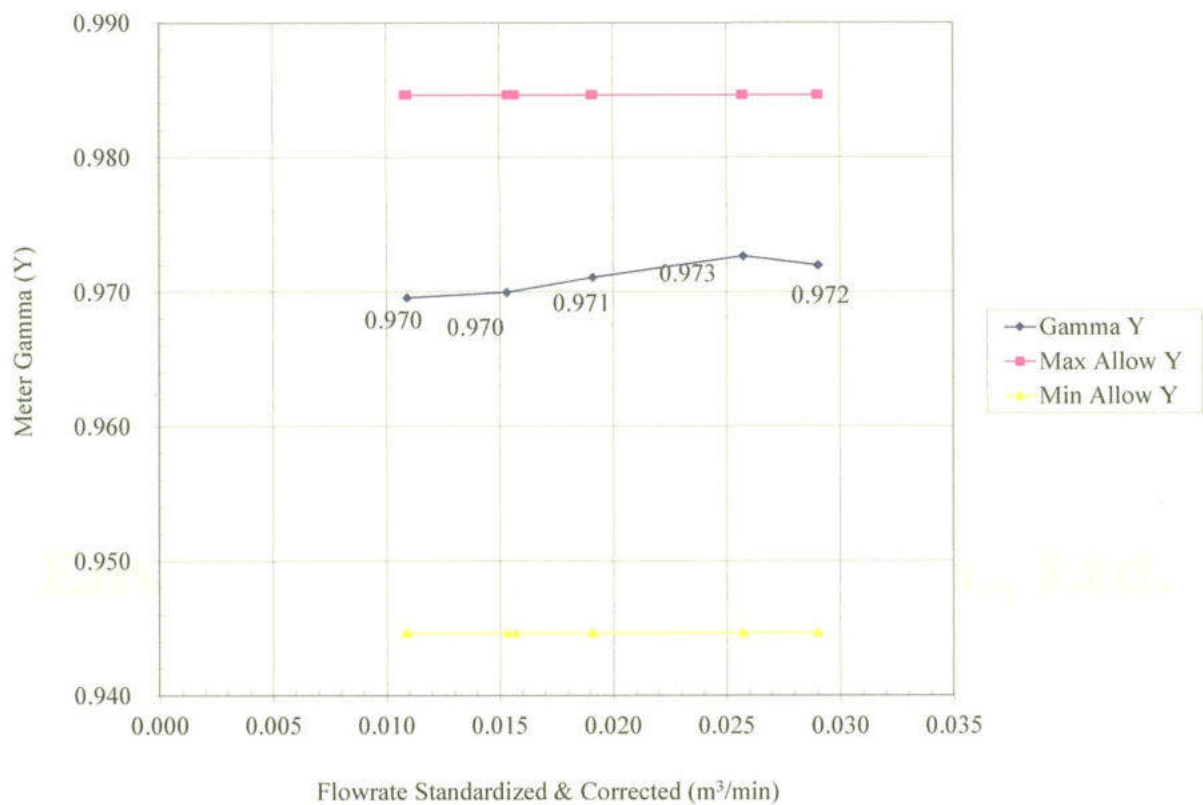
Note: For Calibration Factor Y, the ratio of the reading of the calibration meter to the dry gas meter, acceptable tolerance of individual values from the average is ± 0.02 .

For $\Delta H_{@}$, orifice pressure differential that equates to 0.75 cfm (0.0212 m³/min) at standard temperature and pressure, acceptable tolerance of individual values from the average is ± 0.2 inches (5.1mm) H₂O.

Calibration Date: 24-8-2021

Calibration Reference No: Ser21-0813

Meter Gamma vs Flowrate



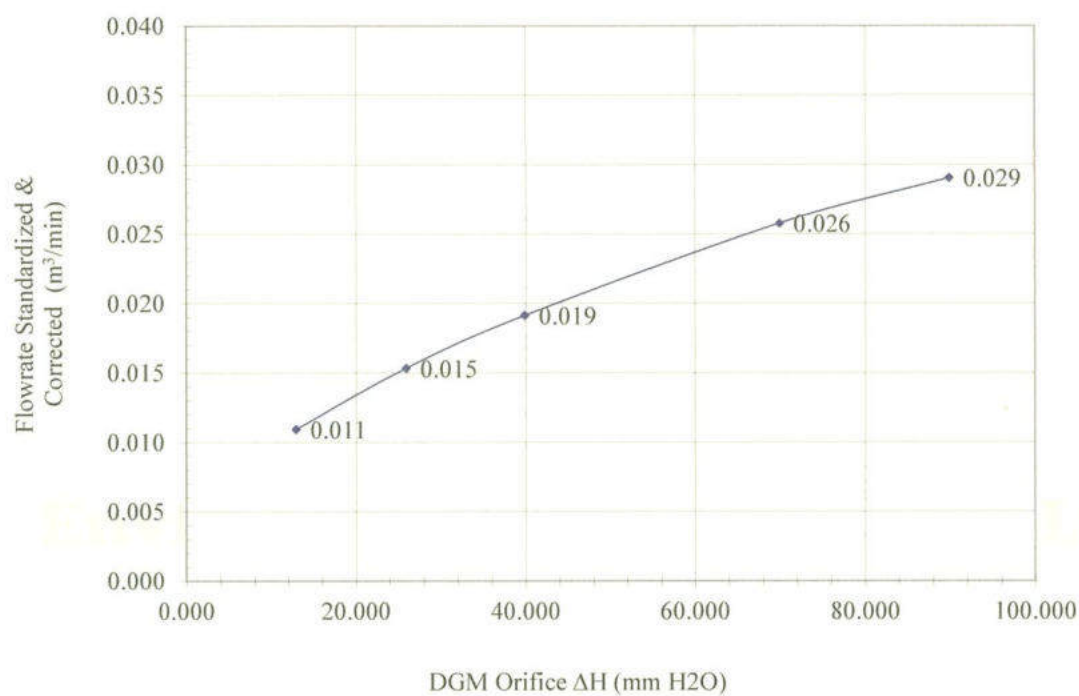
Console Serial: 0807048

Console Model: XC-572-V

Calibration Date: 24-8-2021

Calibration Reference No: Ser21-0813

Meter Pressure vs Flowrate



Console Serial: 0807048

Console Model: XC-572-V

THERMOCOUPLES SYSTEM CALIBRATION

Sampling System Equipment Information	
Console Model Number	XC-572-V
Console Serial Number	0807048
DGM Model Number	SK25EX
DGM Serial Number	00003811
Meter Box Model Number	JENCO 765 KF
Meter Box Serial Number	JC 08944

Calibration Conditions			
Date	Time	02/9/2021	03:30 PM
Calibration Reference No.			
Reference Thermometer		DIGICON	
Serial Number		183169105	

Results											
Console Thermocouple Simulator											
Channel and test point	Meter Box Channel Temperature Reading (°C)										
	-18.0	25.0	38.0	93.0	149.0	260.0	371.0	482.0	593.0	816.0	1038.0
Stack	-17.0	26.0	39.0	94.0	150.0	261.0	372.0	482.0	593.0	816.0	1039.0
Aux	-17.0	26.0	39.0	94.0	150.0						
Probe	-17.0	26.0	39.0	94.0	150.0						
Filter	-17.0	26.0	39.0	94.0	150.0						
Oven	-	-	-	-	-						
Exit	-17.0	26.0	39.0								

Tolerance Range

Stack ± 1.50% Absolute
 Probe ± 3.0 °C
 Filter ± 3.0 °C

Meter ± 3.0 °C
 Exit ± 2.0 °C

Certificate No: G 640441

Date of issue : 05-Aug-21

Instrument description : Flue gas Analyzer
Instrument model : Testo 350 New
Instrument serial no. : 60899456
ID no. or control no. : UAE.EFM.005/2560
Manufacturer : testo SE
Probe description : -
Probe model : -
Probe serial : -
Customer name : UNITED ANALYST AND ENGINEERING CONSULTANT CO.,LTD.
Customer address : 81 SOI UDOMSUK41,SUKHUMVIT ROAD,BANGCHAK PRAKANONG
BANGKOK 10260
Total pages of certificate : 2 Pages
Receiving no. : L-211963
Receiving date. : 14-Jul-21
Parameter of calibration : Gas Calibration(Oxygen 2.501,10.00,21.00 %vol, Carbon Monoxide 80.23,309.9,1003 ppm,
Nitric Oxide 10.08,150.9,320.6 ppm, Sulphur Dioxide 50.04,100.9,601.1 ppm,
Nitrogen Dioxide 10.20,80.62,202.2 ppm)
Condition of UUC. : Used
Ambient condition : All of the Measurment ware caried out the stabilized labotary
Temperature : 23 \pm 5 $^{\circ}$ C
Humidity : 55 \pm 15 %RH
Calibration place : 17/121 Soi Ngamwongwan 47 Yaek 48, Toongsonghong, Laksi, Bangkok 10210
Calibration procedure no. : WI-CL-28-C

*The calibration certificate expanded uncertainty of measurement is stated as the standard uncertainty of measurent
Multiplied by coverage factor $k=2$, which for a normal distribution corresponds to a coverage probability of approximately 95%.*

This certificate is applied only to item under test Environmental condition.


*This Calibration Certificate may not be reporduced other than in full except with the permission of the issuing laboratory.
Calibration certificates without signature and seal not valid.*

*This calibration certificate documents are tracebility to national standards, which realize measurement according to the
International System of Units (SI).*

Date of calibration : 04-Aug-21



Calibration Technician



Technical Manager

Standard References (Table 1)

Standard	Certificate No.	Vendor	Due date
Oxygen (O ₂) 2.501 % Vol	2431/19	Linde	16-Jul-23
Oxygen (O ₂) 10.00 % Vol	2453/19	Linde	18-Jul-23
Oxygen (O ₂) 21.00 % Vol	2426/19	Linde	16-Jul-23
Carbon monoxide (CO) 80.97 ppm	2842/21	Linde	24-Jun-23
Carbon monoxide (CO) 309.9 ppm	2803/21	Linde	22-Jun-23
Carbon monoxide (CO) 1003 ppm	2829/21	Linde	23-Apr-23
Nitric Oxide (NO) 10.08 ppm	3241/21	Linde	25-Jul-23
Nitric Oxide (NO) 150.9 ppm	2857/21	Linde	27-Jun-23
Nitric Oxide (NO) 320.6 ppm	2944/21	Linde	02-Jul-23
Sulphur Dioxide (SO ₂) 50.04 ppm	3205/21	Linde	25-Jul-23
Sulphur Dioxide (SO ₂) 100.9 ppm	4942/20	Linde	20-Nov-22
Sulphur Dioxide (SO ₂) 601.1 ppm	3204/21	Linde	20 Jul 23
Nitrogen Dioxide (NO ₂) 10.20 ppm	2929/19	Linde	27-Aug-21
Nitrogen Dioxide (NO ₂) 80.62 ppm	3240/21	Linde	25-Jul-23
Nitrogen Dioxide (NO ₂) 202.2 ppm	3239/21	Linde	20-Jul-23

Measured room conditions

Temperature : 23.2 °C Humidity : 53.8 %RH Pressure : 1016.3 mbar

Calibration conditions

Gas Temperature : 23 °C Flow rate : 1,100 ml/min Gas pressure : 1021.6 mbar

Calibration Results (without adjustment) (Table 2)

Parameter of Standard	Standard Values	Mean of UUC	Error	Uncertainty (±)
O ₂ (%Vol)	2.501	2.47	-0.031	0.20
O ₂ (%Vol)	10.00	9.86	-0.14	0.40
O ₂ (%Vol)	21.00	21.14	0.14	0.80
CO (ppm)	80.97	82	1.03	2.8
CO (ppm)	309.9	310	0.1	11
CO (ppm)	1003	999	-4	34
NO (ppm)	10.08	9	-1.08	3.0
NO (ppm)	150.9	151	0.1	5.0
NO (ppm)	320.6	322	1.4	10
SO ₂ (ppm)	50.04	49	-1.04	5.0
SO ₂ (ppm)	100.9	101	0.1	5.0
SO ₂ (ppm)	601.1	599	-2.1	14
NO ₂ (ppm)	10.20	9.9	-0.30	1.5
NO ₂ (ppm)	80.62	80.3	-0.32	5.0
NO ₂ (ppm)	202.2	198.9	-3.3	5.0

Remark : 1 cmol/mol = 1 %vol. , 1 µmol/mol = 1 ppm.

End of Report

List of Instruments Certification for Water Quality Analysis

No.	Instrument/Equipment	Parameter	Manufacturer	Model/Serial No.	Calibrator	Certification No.	Date of Calibration	Due date of Calibration	Remark
Water									
1	pH Meter	pH	Horiba	LAQUA-PH210 HA1F0002	Technology Promotion Association (Thailand-Japan)	21CH1607	19 Nov 21	18 Nov 22	-
2	DO Meter	DO	Horiba	LAQUA-DO210 HE1D0010	Technology Promotion Association (Thailand-Japan)	21TW250	19 Nov 21	18 Nov 22	-
3	Conductivity Meter	Conductivity	Horiba	LAQUA-EC210 HC0J0014	Technology Promotion Association (Thailand-Japan)	21CH1621	23 Nov 21	22 Nov 22	-



TECHNOLOGY PROMOTION ASSOCIATION (THAILAND-JAPAN)
CORPORATE SERVICES 3: EQUIPMENT CALIBRATION AND TESTING SERVICES
534/4 PATTANAKARN ROAD SOI 18, SUANLUANG, SUANLUANG BANGKOK 10250
TEL. 0-2717-3000-27 FAX. 0-2719-9484



Cert.No.: 21CH1607

Page.: 1 of 3

Certificate of Calibration

Equipment : pH Meter
Manufacturer : Horiba
Model : LAQUA-PH210
Serial No. : HA1F0002
ID No. : UAE.EFM.200/2564(EFM.pH.08/64)
Condition As-Received: Used Item
Received Date : 18 November 2021
Calibration Date : 19 November 2021
Reference : 2111-0736WSC-1
Submitted by : United Analyst and Engineering Consultant Co.,Ltd.
3 Soi Udomsuk 41, Sukhumvit Road,
Bangchak, Phrakhanong, Bangkok 10260
Ambient Temperature : (25 ± 2.5) °C
Relative Humidity : (50 ± 15) %
Calibration Procedure : In - house method :
- CP-CH5 by direct measurement with standard
voltage calibrator and direct measurement with
certified reference material (CRM)
- CP-CH8 by comparison with standard thermometer

Calibrated by : Warakorn Lernagtrakul

Approved by :

Approved Signature

- (✓) Malee Butkruea
() Saithip Meangmai
() Warakorn Lernagtrakul

Issue Date : 25 November 2021

The Uncertainties are for a confidence probability of approximately 95%

This certificate may not be reproduced other than in full, except with the prior written
Approval of the head of Corporate Services 3 : Equipment Calibration and Testing Services.

เอกสารไม่ควบคุม



Cert.No.: 21CH1607

Page.: 2 of 3

Condition of this calibration result

1. Reference Standard Instrument : -

<u>Instrument</u>	<u>Serial No.</u>	<u>ID No.</u>	<u>Cert. No.</u>	<u>Due Date</u>
1) Document Process Calibrator	54030049	130RC116	21E2682	25 Aug 2022
2) Ref. Standard Thermometer	4982054	110RC044	21I1201	26 Oct 2022

This certification is traceable to the International System of Unit maintained at:-

- Traceable to National Institute of Metrology (Thailand), NIMT

2. Certified Reference Materials : The measurement results are traceable to SI through CPA chem Ltd., ANSI-ASQ National Accreditation Board, Accredited No. AR-1835

<u>Buffer Solution</u>	<u>Manufacturer</u>	<u>Lot No.</u>	<u>Exp. date</u>
pH 4.008	CPA chem	761016	02 Aug 2023
pH 6.982	CPA chem	761017	02 Aug 2022
pH 10.015	CPA chem	761018	02 Aug 2022

3. This certificate is valid only to the item calibrated on date and place of calibration.

Calibration Results

Function : mV Measurement

Performing standard curve by Fluke at pH (4,7)(7,10)

<u>Unit Under Calibration</u>	<u>Nominal Value</u>	<u>Standard Voltage Input</u>	<u>Actual Reading</u>		<u>Uncertainty of Measurement</u> (±mV)	<u>Coverage factor</u> <i>k</i>
	<u>pH</u>	<u>mV</u>	<u>mV</u>	<u>pH</u>		
pH Meter S/N.: HA1F0002	4.00	177.48	177.4	4.01	0.058	2.00
	7.00	0.00	-0.2	7.02	0.058	2.00
	7.00	0.00	-0.2	7.02	0.058	2.00
	10.00	-177.48	-177.6	10.01	0.058	2.00

เอกสารไม่ค



Cert.No.: 21CH1607

Page.: 3 of 3

Calibration Results**Function : pH Measurement**

Performing three buffers standard curve by using buffer nominal pH (4,7)(7,10)

Unit Under Calibration	Standard pH Buffer Solution	Actual pH Reading	Actual mV Reading (mV)	Uncertainty of pH measurement (\pm)	Coverage factor k
pH Electrode S/N.: 991E0471	4.008	4.01	172	0.0071	2.00
	6.982	6.98	-4	0.011	2.00
	6.982	6.98	-4	0.011	2.00
	10.015	10.01	-181	0.011	2.05

Function : Temperature Measurement**(*) Without adjustment**

This equipment was connected with Temperature Probe;

- Model : 9652

- Serial No. : 991E0471

Dimension of probe;

- Length : 103 mm.

- Diameter : 16 mm.

- Immersion Depth : 90 mm.

Calibration Point ($^{\circ}\text{C}$)	Standard Temperature ($^{\circ}\text{C}$)	UUC* Reading ($^{\circ}\text{C}$)	Error ($^{\circ}\text{C}$)	Uncertainty of measurement (\pm $^{\circ}\text{C}$)	Coverage factor k
25.0	25.002	25.0	-0.002	0.13	2.00
30.0	30.004	30.0	-0.004	0.13	2.00
35.0	35.003	35.0	-0.003	0.13	2.00

Remark : - UUC* = Unit Under Calibration

The reported uncertainty of measurement was based on a standard uncertainty multiplied by a coverage factor k , providing a level of confidence of approximately 95 %.

-o0o-

เอกสารไม่คว



TECHNOLOGY PROMOTION ASSOCIATION (THAILAND-JAPAN)
CORPORATE SERVICES 3 : EQUIPMENT CALIBRATION AND TESTING SERVICES

534/4 PATTANAKARN ROAD SOI 18, SUANLUANG, SUANLUANG BANGKOK 10250

TEL. 0-2717-3000 FAX. 0-2719-9484

Cert.No.: 21TW250

Page.: 1 of 2

Certificate of Testing

Equipment : DO Meter
Manufacturer : Horiba
Model : LAQUA-DO210
Serial No. : HE1D0010
ID No. : UAE.EFM.208/2564(EFM.DO.10/64)
Received Date : 18 November 2021
Test Date : 19 November 2021
Reference : 2111-0736WSC-11
Submitted by : United Analyst and Engineering Consultant Co.,Ltd.
3 Soi Udomsuk 41, Sukhumvit Road, Bangchak,
Phrakhanong, Bangkok 10260
Laboratory Condition : Temperature (25 ± 5) °C
Humidity (50 ± 20) %
Test Procedure : In - house method : CP-CH9
by Comparison Technique with Azide Modification Method
Tested by : Walalak Sirithean
Approved by : 
Approved Signatory
☒ Malee Butkruea
☐ Saithip Meangmai
☐ Warakorn Lerngagtrakul
Issue Date : 25 November 2021

เอกสารไม่ควบคุม



Cert.No.: 21TW250

Page.: 2 of 2

Result : Dissolved Oxygen Meter Adjustment With Air 100 %

Dissolved Oxygen Probe No.: 9K1B0023

Titration Method (Azide Modification Method) (mg/L)	DO Meter Reading (mg/L)	Standard Deviation (mg/L)
8.16	8.15	0.0055

This report was certified only for the instrument we tested. It is allowable to use for study the system efficiency, The environmental impact control and present to organization it may concerned. Intend to use for advertising and referral purpose is prohibited. This report may not be reproduced other in full, without written approval of the laboratory

-o0o-

เอกสารไม่ลับ



TECHNOLOGY PROMOTION ASSOCIATION (THAILAND-JAPAN)
CORPORATE SERVICES 3: EQUIPMENT CALIBRATION AND TESTING SERVICES
534/4 PATTANAKARN ROAD SOI 18, SUANLUANG, SUANLUANG BANGKOK 10250
TEL. 0-2717-3000-27 FAX. 0-2719-9484



Cert. No.: 21LM21

Page.: 1 of 2

Certificate of Calibration

Equipment : DO Meter with Sensor

Manufacturer : Horiba

Model : LAQUA-DO210

Serial No. : HE1D0010

ID No. : UAE.EFM.208/2564(EFM.DO.10/64)

Submitted by : United Analyst and Engineering Consultant Co.,Ltd.
3 Soi Udomsuk 41, Sukhumvit Road,
Bangchak, Phrakhanong,
Bangkok 10260

Location : TPA On Site Calibration Laboratory

Received Order : 18 November 2021


Calibrated Date : 26 November 2021

Ambient Temperature : (26 ± 10) °C

Relative Humidity : (50 ± 30) %

AC Line Voltage : (220 ± 22) V

Calibrated by : Malee Butkruea

Approved by : 
Approved Signatory

() Pornthippa Tameyakul
(✓) Suwit Imjai

Issue Date : 2 December 2021

The Uncertainties are for a confidence probability of approximately 95%

This certificate may not be reproduced other than in full, except with the prior written
Approval of the head of Corporate Services 3 : Equipment Calibration and Testing Services.

เอกสารไม่ควบคุม



Equipment : DO Meter with Sensor

Cert. No.: 21LM21

Condition As-Received : Used Item

Page.: 2 of 2

Reference : 2111-0736WSC-12

Procedure Used :-

Calibration were conducted using in-house calibration procedure CP-OT01 according to comparison with Industrial Platinum Resistance Thermometer (IPRT) into Temperature Bath.

The temperature scale used was based on ITS-90.

Condition of this result of calibration

1. Reference standard instrument:-

<u>Instrument</u>	<u>Model</u>	<u>Serial No.</u>	<u>Cert. No.</u>	<u>Due Date</u>
1) Digital Thermometer	1523	2188080	2111273	22 Nov 2022

2. This certificate is valid only to the item calibrated on date and place of calibration.

3. This certification is traceable to the International System of Unit.

Result of Calibration :- (*) Without Adjustment

Function : Temperature measurement.

This instrument was connected with temperature sensor, S/N.: 9K1B0023

<u>Calibration Point</u> (°C)	<u>Immersion Depth</u> (mm)	<u>Standard Temperature</u> (°C)	<u>UUC* Reading</u> (°C)	<u>Error</u> (°C)	<u>Uncertainty</u> (± °C)	<u>Coverage Factor</u> <i>k</i>
25.0	60	25.006	25.1	0.094	0.16	2.00
30.0	60	29.996	30.0	0.004	0.16	2.00
35.0	60	35.007	35.1	0.093	0.16	2.00

UUC* : Unit Under Calibration

The reported uncertainty of measurement was based on a standard uncertainty multiplied by a coverage factor *k*, providing a level of confidence of approximately 95 %.

-o0o-

เอกสารไม่ควบคุม




TECHNOLOGY PROMOTION ASSOCIATION (THAILAND-JAPAN)
CORPORATE SERVICES 3: EQUIPMENT CALIBRATION AND TESTING SERVICES
534/4 PATTANAKARN ROAD SOI 18, SUANLUANG, SUANLUANG BANGKOK 10250
TEL. 0-2717-3000-27 FAX. 0-2719-9484



Cert.No.: 21CH1621

Page.: 1 of 3

Certificate of Calibration

Equipment :	Conductivity Meter
Manufacturer :	Horiba
Model :	LAQUA-EC210
Serial No. :	HC0J0014
ID No. :	UAE.EFM.205/2564(EFM.SCT.10/64)
Condition As-Received:	Used Item
Received Date :	18 November 2021
Calibration Date :	23 November 2021
Reference :	2111-0736WSC-6
Submitted by :	United Analyst and Engineering Consultant Co.,Ltd. 3 Soi Udomsuk 41, Sukhumvit Road, Bangchak, Phrakhanong, Bangkok 10260
Ambient Temperature :	(25 ± 2.5) °C
Relative Humidity :	(50 ± 15) %
Calibration Procedure:	In -house method : - CP-CH6 by direct measurement with certified reference material (CRM) - CP-CH8 by comparison with standard thermometer
Calibrated by :	Walalak Sirithean
Approved by :	<div style="text-align: center;"> Approved Signatory</div>
(✓) Malee Butkruea () Saithip Meangmai () Warakorn Lerngagtrakul	
Issue Date :	25 November 2021

The Uncertainties are for a confidence probability of approximately 95%

This certificate may not be reproduced other than in full, except with the prior written
Approval of the head of Corporate Services 3 : Equipment Calibration and Testing Services.

เอกสารไม่ควบคุม



Cert.No.: 21CH1621

Page.: 2 of 3

Condition of this result of calibration

1. Reference Standard Instrument :-

<u>Instrument</u>	<u>Serial No.</u>	<u>ID No.</u>	<u>Certificate No.</u>	<u>Due date</u>
1) Thermometer	9549224	130RC003	21I451	15 Apr 2022
2) Ref. Std. Thermometer	4982054	110RC044	21I1201	26 Oct 2022

This certification is traceable to the International System of Unit maintained at:-

- Traceable to National Institute of Metrology (Thailand), NIMT

2. Certified Reference Materials :-

- Conductivity calibration solution, CPA chem Ltd., The measurement results are traceable to SI through CPA chem Ltd., ANSI-ASQ National Accreditation Board, Accredited No. AR-1835

<u>Conductivity Solution</u>	<u>Manufacturer</u>	<u>Lot No.</u>	<u>Exp. date</u>
1413.0 $\mu\text{S/cm}$	CPA Chem	761021	02 Aug 2022
12.8806 mS/cm	CPA Chem	754037	28 June 2022

- Control Conductivity calibration solution temperature by Water bath (25 ± 0.1) $^{\circ}\text{C}$

3. This certificate is valid only to the item calibrated on date and place of calibration.

Calibration results

Function : Conductivity Measurement

(*) After Adjustment at 1413.0 $\mu\text{S/cm}$

Conductivity Electrode Serial No.: 9B0H0061

Standard Conductivity Solution	Before Adjustment UUC* Reading	After Adjustment UUC* Reading	Uncertainty of Measurement (\pm)	Coverage factor k
1413.0 $\mu\text{S/cm}$	1312 $\mu\text{S/cm}$	1412 $\mu\text{S/cm}$	9.2 $\mu\text{S/cm}$	2.00
12.8806 mS/cm	11.67 mS/cm	12.79 mS/cm	0.086 mS/cm	2.00

Remark - UUC* = Unit Under Calibration

เอกสารไม่
[Redacted]



Cert.No.: 21CH1621

Page.: 3 of 3

Calibration Results

Function : Temperature Measurement

(*) Without adjustment

This equipment was connected with Temperature Probe;

- Model : 9383
- Serial No. 9B0H0061

Dimension of probe;

- Length : 113 mm.
- Diameter : 10 mm.
- Immersion Depth : 90 mm.

Calibration Point (°C)	Standard Temperature (°C)	UUC* Reading (°C)	Error (°C)	Uncertainty of Measurement (± °C)	Coverage factor <i>k</i>
25.0	24.999	24.9	-0.099	0.13	2.00
30.0	29.999	29.9	-0.099	0.13	2.00
35.0	34.998	34.9	-0.098	0.13	2.00

Remark : - UUC* = Unit Under Calibration

The reported uncertainty of measurement was based on a standard uncertainty multiplied by a coverage factor *k*, providing a level of confidence of approximately 95 %.

-o0o-

เอกสารไม่
รวม

รายการเครื่องมือหลักประจำห้องปฏิบัติการวิเคราะห์ สำหรับตรวจวิเคราะห์คุณภาพสิ่งแวดล้อม

No.	Instrument/Equipment	Parameter	Manufacturer	Model/Serial No.	Calibrator	Certification No.	Date of Calibration	Due date of Calibration*	Remark
Laboratory Instrument/Equipments.(คุณภาพอากาศ)									
1	Analytical Balance (Readability 0.1 mg)	ฝุ่นละอองทั้งหมด (TSP)	Mettler-Toledo	AB204-S / 1128312528	Mettler-Toledo (Thailand) Ltd.	TH2058-097-040722- ACC-TH	7 Apr 22	6 Apr 23	-
2	Analytical Balance (Readability 0.1 mg)		Mettler-Toledo	AB204-S/FACT / B108115858	Mettler-Toledo (Thailand) Ltd.	TH2058-098-040722- ACC-TH	7 Apr 22	6 Apr 23	-
3	Analytical Balance (Readability 0.001 mg)	ฝุ่นละอองขนาดเล็กกว่า 10 ไมครอน (PM-10)	Mettler-Toledo	XP6 / B322373893	Mettler-Toledo (Thailand) Ltd.	TH2058-099-040722- ACC-TH	7 Apr 22	6 Apr 23	-
4	UV-VIS Spectrophotometer	ก๊าซออกไซด์ของไนโตรเจน (NO _x) ก๊าซไฮโดรเจนซัลไฟด์ (H ₂ S)	Agilent Technologies	Cary60 G6860A / MY15410009	DQE Services Co.,Ltd.	SP22-016	23 May 22	22 May 23	-
5	UV-VIS Spectrophotometer		Hitachi	U-1900 / 2021-064	DQE Services Co.,Ltd.	SP22-007	20 Jan 22	19 Jan 23	-

Mettler-Toledo (Thailand) Ltd.

846/4 - 846/5 Lasalle Rd., Bangna Tai Sub-District

Bangna District, Bangkok 10260

+66 2723 0382

MT-TH.ServiceSupport@mt.com



NSC-TISI-TIS 17025
CALIBRATION 0062

Accuracy Calibration Certificate

Customer

Company: United Analyst and Engineering Consultant Co., Ltd.
Address: 3 Soi Udom Suk 41, Sukhumvit Rd., Bang Chak
City: Phra Khanong Contact: Suwit Chotnok
Zip / Postal: 10260
State / Province: Bangkok
Order Number: 
* 0 3 3 2 4 2 3 9 0 6 *

Weighing Device

Manufacturer: Mettler Toledo Instrument Type: Weighing Instrument
Model: AB204-S Asset Number: UAE.AIR.019/2550
Serial No.: 1128312528 Terminal Model: N/A
Building: N/A Terminal Serial No.: N/A
Floor: 2 Terminal Asset No.: N/A
Room: Balance Room 2 (206)

Range	Max. Capacity	Readability (d)
1	220 g	0.0001 g

Procedure



Calibration Guideline: EURAMET cg-18 v. 4.0 (11/2015)
METTLER TOLEDO Work Instruction: CP/W002/20

This calibration certificate contains measurements for As Found calibration. No As Left calibration was performed because the device was not modified after As Found calibration. Therefore, results for As Left correspond to As Found.

The sensitivity/span of the weighing instrument was adjusted before calibration with a built-in weight.

In accordance with EURAMET cg-18 (11/2015), the test loads were selected to reflect the specific use of the weighing device or to accommodate specific calibration conditions.

	Temperature		Humidity	
As Found	Start: 22.5 °C	End: 21.4 °C	Start: 56.1 %	End: 63.2 %

As Found Calibration Date: 07-Apr-2022 Calibrator: 
As Left Calibration Date: N/A Sirawit Chamchan
Issue Date: 08-Apr-2022
Approved Signatory: 
☒ Kassakorn Tassanachaisakul
☐ Santi Jitniyom
☐ Surachet Sukkate

Measurement Results

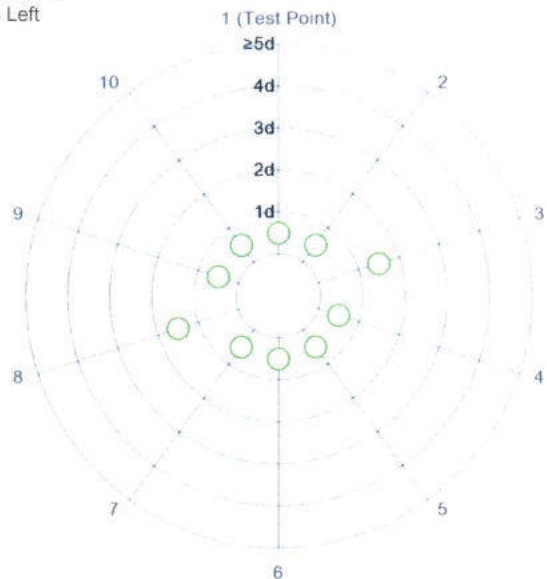
Repeatability

Test Load: 100 g

	As Found	As Left
1	99.9999 g	N/A
2	100.0000 g	N/A
3	99.9998 g	N/A
4	100.0000 g	N/A
5	99.9999 g	N/A
6	100.0000 g	N/A
7	99.9999 g	N/A
8	100.0001 g	N/A
9	99.9999 g	N/A
10	100.0000 g	N/A

Standard Deviation	0.00008 g	N/A
--------------------	-----------	-----

○ As Found
◆ As Left



The "d" in the graph represents the readability of the range/interval in which the test was performed.

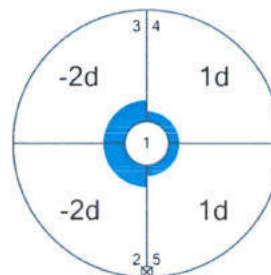
The results of this graph are based upon the absolute values of the differences from the mean value.

Eccentricity

Test Load: 100 g

Position	As Found	As Left
1	100.0000 g	N/A
2	99.9998 g	N/A
3	99.9998 g	N/A
4	100.0001 g	N/A
5	100.0001 g	N/A

Maximum Deviation	0.0002 g	N/A
-------------------	----------	-----



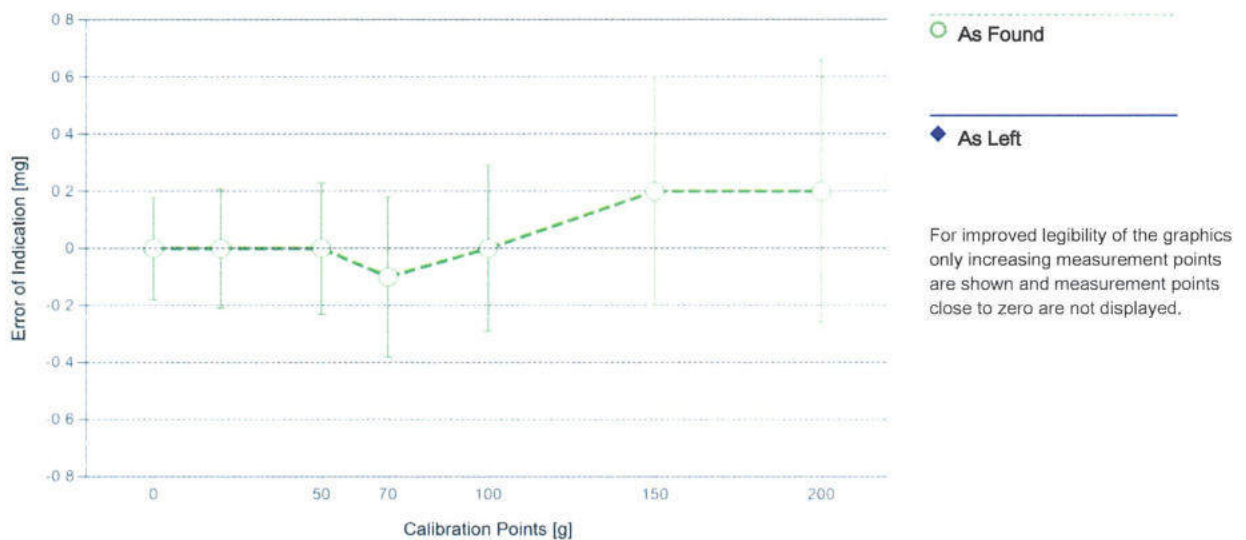
As Found

The "d" in the graph represents the readability of the range/interval in which the test was performed.

Error of Indication

As Found

	Reference Value	Indication	Error of Indication	Expanded Uncertainty	k
1	0.0000 g	0.0000 g	0.0000 g	0.18 mg	2
2	0.1000 g	0.1000 g	0.0000 g	0.19 mg	2
3	1.0000 g	0.9999 g	-0.0001 g	0.19 mg	2
4	5.0000 g	5.0000 g	0.0000 g	0.19 mg	2
5	10.0000 g	9.9999 g	-0.0001 g	0.20 mg	2
6	20.0000 g	20.0000 g	0.0000 g	0.21 mg	2
7	50.0000 g	50.0000 g	0.0000 g	0.23 mg	2
8	70.0001 g	70.0000 g	-0.0001 g	0.28 mg	2
9	100.0000 g	100.0000 g	0.0000 g	0.29 mg	2
10	150.0000 g	150.0002 g	0.0002 g	0.40 mg	2
11	200.0001 g	200.0003 g	0.0002 g	0.46 mg	2



The uncertainty stated is the expanded uncertainty at calibration obtained by multiplying the standard combined uncertainty by the coverage factor k – which can be larger than 2 according to EURAMET cg-18. The value of the measurand lies within the assigned range of values with a probability of approximately 95%.

The user is responsible for maintaining environmental conditions and the settings of the weighing instrument when it was calibrated.

Test Equipment

All weights used for metrological testing are traceable to national or international standards. The weights were calibrated and certified by an accredited calibration laboratory.

Weight Set 1: OIML E2

Weight Set No.:	WS80	Date of Issue:	23-Feb-2022
Certificate Number:	C208581631	Calibration Due Date:	14-Aug-2023

Thermo Hygrometer

Equipment No.:	IN161	Date of Issue:	14-Jun-2021
Certificate Number:	21H1220	Calibration Due Date:	01-Jun-2022

Remarks

Equipment condition: Good

Next calibration according to customer's procedure

Calibration data not decide by calibration laboratory

Test weight by Filter pan : 1 g = 0.9999 g, 3 g = 3.0000 g, 5 g = 5.0000 g

End of Accredited Section

The information below and any attachments to this calibration certificate are not part of the accredited calibration.

Measurement Uncertainty of the Weighing Instrument in Use

Stated is the expanded uncertainty with $k=2$ in use. The formula shall be used for the estimation of the uncertainty under consideration of the errors of indication. The value R represents the net load indication in the unit of measure of the device.

Temperature coefficient for the evaluation of the measurement uncertainty in use: $3.0 \cdot 10^{-6} / K$

Temperature range on site for the evaluation of the measurement uncertainty in use: 3 K

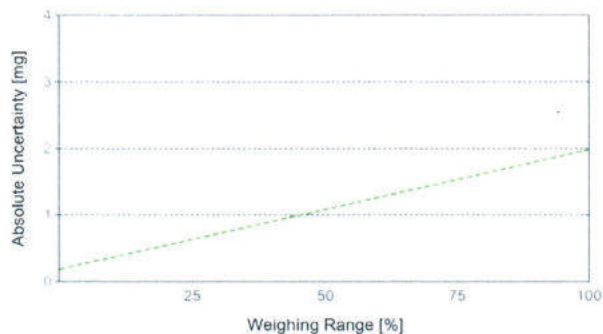
Linearization of Uncertainty Equation

	Range		As Found	As Left
	d	Max		
1	0.0001 g	220 g	$U_1 = 0.19 \text{ mg} + 0.00817 \text{ mg/g} \cdot R$	N/A

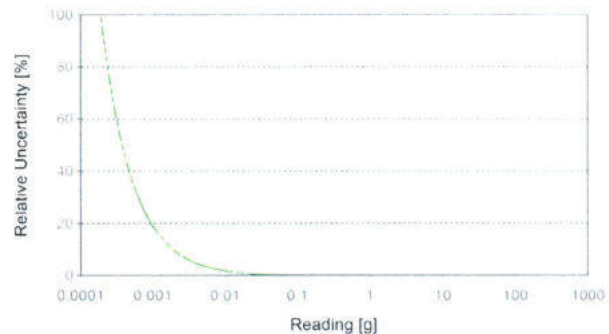
To optimize the stability of the linearization, besides of the zero load only increasing measurement points with a test load of 5% of the measurement range or larger are taken for the calculation of the linear equation.

Absolute and Relative Measurement Uncertainty in Use for Various Net Indications (Examples)

Net Indication	As Found		As Left	
0.0220 g	0.19 mg	0.86%	N/A	N/A
0.2200 g	0.19 mg	0.087%	N/A	N/A
2.2000 g	0.21 mg	0.0095%	N/A	N/A
22.0000 g	0.37 mg	0.0017%	N/A	N/A
220.0000 g	2.0 mg	0.00090%	N/A	N/A



As Found



As Left

Mettler-Toledo (Thailand) Ltd.

846/4 - 846/5 Lasalle Rd., Bangna Tai Sub-District

Bangna District, Bangkok 10260

+66 2723 0382

MT-TH.ServiceSupport@mt.com



NSC-TISI-TIS 17025
CALIBRATION 0062

Accuracy Calibration Certificate

Customer

Company: United Analyst and Engineering Consultant Co., Ltd.
Address: 3 Soi Udom Suk 41, Sukhumvit Rd., Bang Chak
City: Phra Khanong Contact: Suwit Chotnok
Zip / Postal: 10260
State / Province: Bangkok
Order Number: 
* 0 3 3 2 4 2 3 9 0 6 *

Weighing Device

Manufacturer: Mettler Toledo Instrument Type: Weighing Instrument
Model: AB204-S/FACT Asset Number: UAE.AIR.016/2555
Serial No.: B108115858 Terminal Model: N/A
Building: N/A Terminal Serial No.: N/A
Floor: 2 Terminal Asset No.: N/A
Room: Balance Room 2 (206)

Range	Max. Capacity	Readability (d)
1	220 g	0.0001 g

Procedure



Calibration Guideline: EURAMET cg-18 v. 4.0 (11/2015)
METTLER TOLEDO Work Instruction: CP/W002/20

This calibration certificate contains measurements for As Found and As Left calibrations.

The sensitivity/span of the weighing instrument was adjusted before As Found and As Left calibrations with a built-in weight.

In accordance with EURAMET cg-18 (11/2015), the test loads were selected to reflect the specific use of the weighing device or to accommodate specific calibration conditions.

	Temperature		Humidity	
As Found	Start: 22.6 °C	End: 22.1 °C	Start: 56.0 %	End: 51.9 %
As Left	Start: 22.3 °C	End: 22.4 °C	Start: 46.2 %	End: 55.8 %

As Found Calibration Date: 07-Apr-2022 Calibrator: 
As Left Calibration Date: 07-Apr-2022
Issue Date: 08-Apr-2022
Approved Signatory: 
☐ Santi Jitniyom
☐ Surachet Sukkate

Measurement Results

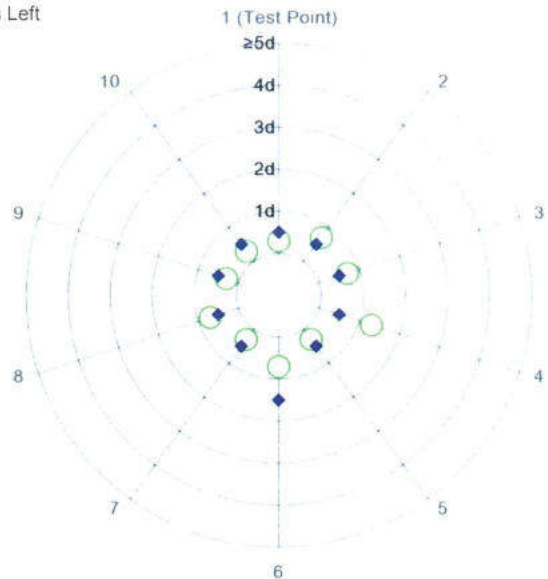
Repeatability

Test Load: 100 g

	As Found	As Left
1	100.0005 g	99.9999 g
2	100.0004 g	100.0000 g
3	100.0004 g	99.9999 g
4	100.0006 g	100.0000 g
5	100.0005 g	99.9999 g
6	100.0004 g	99.9998 g
7	100.0005 g	100.0000 g
8	100.0004 g	100.0000 g
9	100.0005 g	100.0000 g
10	100.0005 g	100.0000 g

Standard Deviation	0.00007 g	0.00007 g
--------------------	-----------	-----------

○ As Found
◆ As Left



The "d" in the graph represents the readability of the range/interval in which the test was performed.

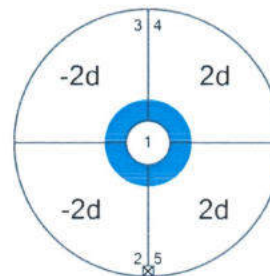
The results of this graph are based upon the absolute values of the differences from the mean value.

Eccentricity

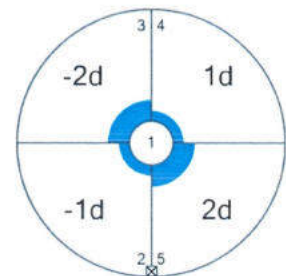
Test Load: 100 g

Position	As Found	As Left
1	100.0005 g	100.0000 g
2	100.0003 g	99.9999 g
3	100.0003 g	99.9998 g
4	100.0007 g	100.0001 g
5	100.0007 g	100.0002 g

Maximum Deviation	0.0002 g	0.0002 g
-------------------	----------	----------



As Found



As Left

The "d" in the graph represents the readability of the range/interval in which the test was performed.

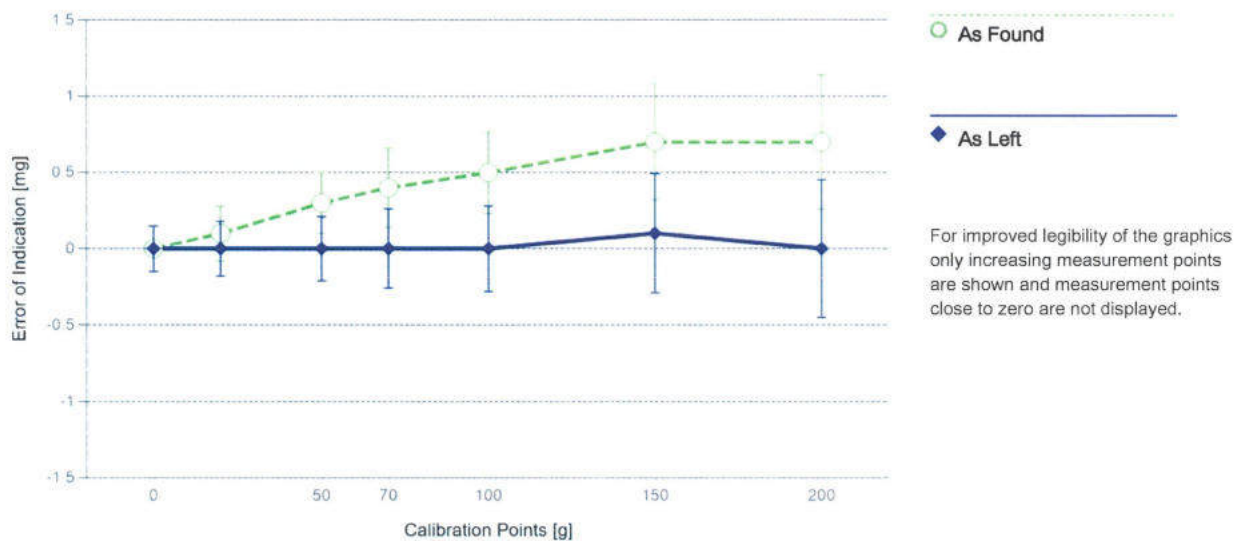
Error of Indication

As Found

	Reference Value	Indication	Error of Indication	Expanded Uncertainty	k
1	0.0000 g	0.0000 g	0.0000 g	0.15 mg	2
2	0.1000 g	0.1001 g	0.0001 g	0.16 mg	2
3	1.0000 g	0.9999 g	-0.0001 g	0.16 mg	2
4	5.0000 g	5.0000 g	0.0000 g	0.16 mg	2
5	10.0000 g	10.0001 g	0.0001 g	0.17 mg	2
6	20.0000 g	20.0001 g	0.0001 g	0.18 mg	2
7	50.0000 g	50.0003 g	0.0003 g	0.20 mg	2
8	70.0001 g	70.0005 g	0.0004 g	0.26 mg	2
9	100.0000 g	100.0005 g	0.0005 g	0.27 mg	2
10	150.0000 g	150.0007 g	0.0007 g	0.38 mg	2
11	200.0001 g	200.0008 g	0.0007 g	0.44 mg	2

As Left

	Reference Value	Indication	Error of Indication	Expanded Uncertainty	k
1	0.0000 g	0.0000 g	0.0000 g	0.15 mg	2
2	0.1000 g	0.1000 g	0.0000 g	0.16 mg	2
3	1.0000 g	0.9999 g	-0.0001 g	0.17 mg	2
4	5.0000 g	5.0000 g	0.0000 g	0.17 mg	2
5	10.0000 g	10.0000 g	0.0000 g	0.17 mg	2
6	20.0000 g	20.0000 g	0.0000 g	0.18 mg	2
7	50.0000 g	50.0000 g	0.0000 g	0.21 mg	2
8	70.0001 g	70.0001 g	0.0000 g	0.26 mg	2
9	100.0000 g	100.0000 g	0.0000 g	0.28 mg	2
10	150.0000 g	150.0001 g	0.0001 g	0.39 mg	2
11	200.0001 g	200.0001 g	0.0000 g	0.45 mg	2



The uncertainty stated is the expanded uncertainty at calibration obtained by multiplying the standard combined uncertainty by the coverage factor k – which can be larger than 2 according to EURAMET cg-18. The value of the measurand lies within the assigned range of values with a probability of approximately 95%.

The user is responsible for maintaining environmental conditions and the settings of the weighing instrument when it was calibrated.

Test Equipment

All weights used for metrological testing are traceable to national or international standards. The weights were calibrated and certified by an accredited calibration laboratory.

Weight Set 1: OIML E2

Weight Set No.:	WS80	Date of Issue:	23-Feb-2022
Certificate Number:	C208581631	Calibration Due Date:	14-Aug-2023

Thermo Hygrometer

Equipment No.:	IN161	Date of Issue:	14-Jun-2021
Certificate Number:	21H1220	Calibration Due Date:	01-Jun-2022

Remarks

FACT adjustment functionality activated
Value of the built-in weight adjusted
Equipment condition: Good
Next calibration according to customer's procedure
Calibration data not decide by calibration laboratory
Test weight by Filter pan : 1 g = 1.0000 g, 3 g = 3.0000 g, 5 g = 5.0000 g

End of Accredited Section

The information below and any attachments to this calibration certificate are not part of the accredited calibration.

Measurement Uncertainty of the Weighing Instrument in Use

Stated is the expanded uncertainty with $k=2$ in use. The formula shall be used for the estimation of the uncertainty under consideration of the errors of indication. The value R represents the net load indication in the unit of measure of the device.

Temperature coefficient for the evaluation of the measurement uncertainty in use: $2.5 \cdot 10^{-6} / K$

Temperature range on site for the evaluation of the measurement uncertainty in use: 3 K

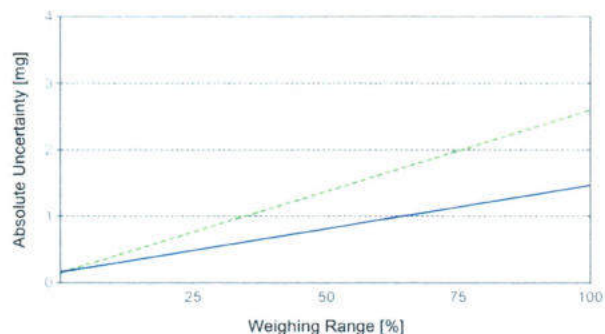
Linearization of Uncertainty Equation

Range			As Found	As Left
	d	Max		
1	0.0001 g	220 g	$U_1 = 0.16 \text{ mg} + 0.0111 \text{ mg/g} \cdot R$	$U_1 = 0.16 \text{ mg} + 0.00592 \text{ mg/g} \cdot R$

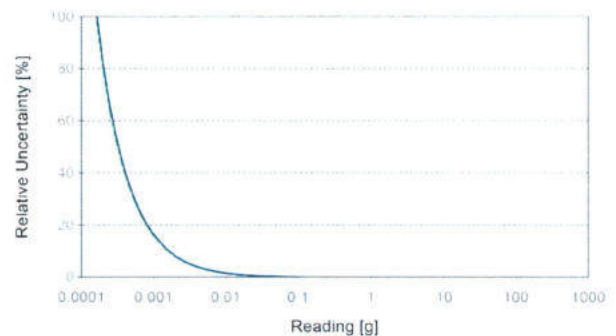
To optimize the stability of the linearization, besides of the zero load only increasing measurement points with a test load of 5% of the measurement range or larger are taken for the calculation of the linear equation.

Absolute and Relative Measurement Uncertainty in Use for Various Net Indications (Examples)

Net Indication	As Found		As Left	
0.0220 g	0.16 mg	0.73%	0.16 mg	0.73%
0.2200 g	0.16 mg	0.074%	0.16 mg	0.073%
2.2000 g	0.18 mg	0.0084%	0.17 mg	0.0079%
22.0000 g	0.40 mg	0.0018%	0.29 mg	0.0013%
220.0000 g	2.6 mg	0.0012%	1.5 mg	0.00066%



As Found



As Left

Mettler-Toledo (Thailand) Ltd.
846/4 - 846/5 Lasalle Rd., Bangna Tai Sub-District
Bangna District, Bangkok 10260
+66 2723 0382
MT-TH.ServiceSupport@mt.com



Accuracy Calibration Certificate

Customer

Company: United Analyst and Engineering Consultant Co., Ltd.
Address: 3 Soi Udom Suk 41, Sukhumvit Rd., Bang Chak
City: Phra Khanong Contact: Suwit Chotnok
Zip / Postal: 10260
State / Province: Bangkok
Order Number:  * 0 3 3 2 4 2 3 9 0 6 *

Weighing Device

Manufacturer: Mettler Toledo Instrument Type: Weighing Instrument
Model: XP6 Asset Number: UAE.AIR.019/2556
Serial No.: B322373893 Terminal Model: PAT
Building: N/A Terminal Serial No.: B322373893
Floor: 2 Terminal Asset No.: N/A
Room: Balance Room 2 (206)

Range	Max. Capacity	Readability (d)
1	6.1 g	0.000001 g

Procedure

Calibration Guideline: EURAMET cg-18 v. 4.0 (11/2015)
METTLER TOLEDO Work Instruction: CP/W002/20

This calibration certificate contains measurements for As Found and As Left calibrations.

The sensitivity/span of the weighing instrument was adjusted before As Found and As Left calibrations with a built-in weight.

In accordance with EURAMET cg-18 (11/2015), the test loads were selected to reflect the specific use of the weighing device or to accommodate specific calibration conditions.

	Temperature		Humidity	
As Found	Start: 22.7 °C	End: 22.8 °C	Start: 54.2 %	End: 53.0 %
As Left	Start: 22.6 °C	End: 22.9 °C	Start: 52.0 %	End: 50.5 %

As Found Calibration Date: 07-Apr-2022
As Left Calibration Date: 07-Apr-2022
Issue Date: 08-Apr-2022

Calibrator:

Sirawit Chamchan

Approved Signatory:

- ☒ Kasakorn Pussanachanasakul
☐ Santi Jitniyom
☐ Surachet Sukkate

Measurement Results

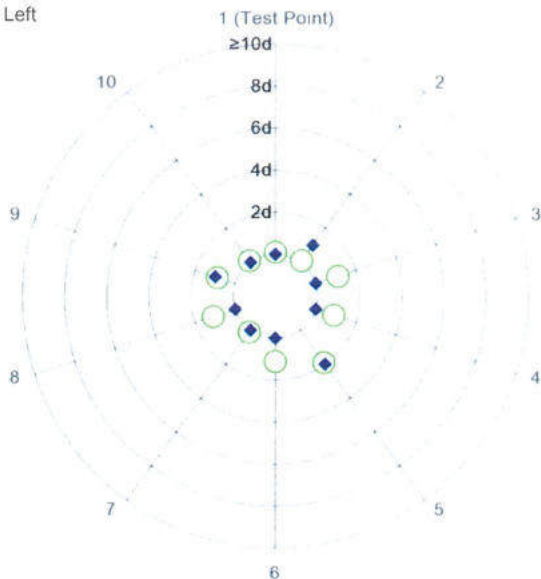
Repeatability

Test Load: 2 g

	As Found	As Left
1	2.000007 g	2.000008 g
2	2.000007 g	2.000009 g
3	2.000008 g	2.000008 g
4	2.000006 g	2.000008 g
5	2.000005 g	2.000006 g
6	2.000008 g	2.000008 g
7	2.000007 g	2.000008 g
8	2.000008 g	2.000008 g
9	2.000006 g	2.000009 g
10	2.000007 g	2.000008 g

Standard Deviation	0.0000010 g	0.0000008 g
--------------------	-------------	-------------

○ As Found
◆ As Left



The "d" in the graph represents the readability of the range/interval in which the test was performed.

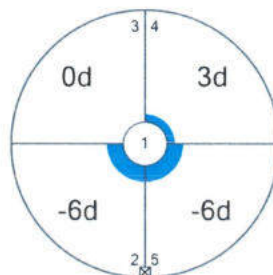
The results of this graph are based upon the absolute values of the differences from the mean value.

Eccentricity

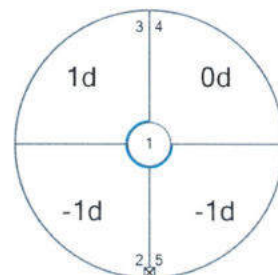
Test Load: 2 g

Position	As Found	As Left
1	2.000008 g	2.000008 g
2	2.000002 g	2.000007 g
3	2.000008 g	2.000009 g
4	2.000011 g	2.000008 g
5	2.000002 g	2.000007 g

Maximum Deviation	0.000006 g	0.000001 g
-------------------	------------	------------



As Found



As Left

The "d" in the graph represents the readability of the range/interval in which the test was performed.

Error of Indication

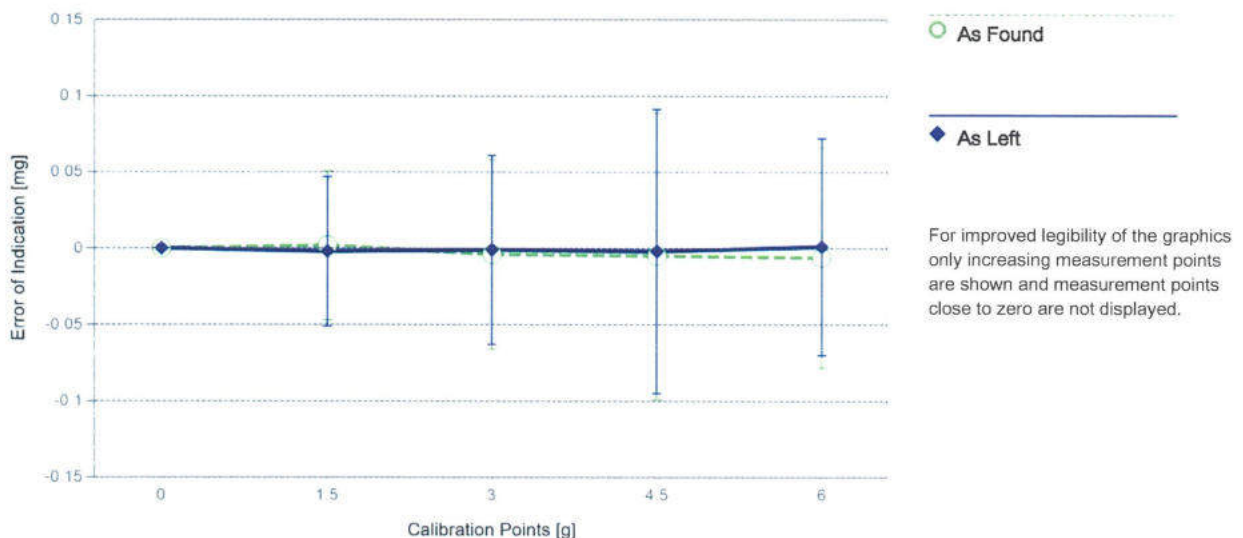
As Found

	Reference Value	Indication	Error of Indication	Expanded Uncertainty	k
1 [*]	0.000000 g	0.000000 g	0.000000 g	0.0054 mg	2
2	0.010004 g	0.010005 g	0.000001 g	0.0074 mg	2
3 [*]	0.050005 g	0.050003 g	-0.000002 g	0.011 mg	2
4 [*]	0.100007 g	0.100007 g	0.000000 g	0.015 mg	2
5	0.150012 g	0.150011 g	-0.000001 g	0.025 mg	2
6	0.170013 g	0.170011 g	-0.000002 g	0.034 mg	2
7 [*]	0.200011 g	0.200009 g	-0.000002 g	0.018 mg	2
8	1.500023 g	1.500025 g	0.000002 g	0.049 mg	2
9	3.000021 g	3.000017 g	-0.000004 g	0.062 mg	2
10	4.500031 g	4.500026 g	-0.000005 g	0.094 mg	2
11	6.000026 g	6.000020 g	-0.000006 g	0.072 mg	2

As Left

	Reference Value	Indication	Error of Indication	Expanded Uncertainty	k
1 [*]	0.000000 g	0.000000 g	0.000000 g	0.0054 mg	2
2	0.010004 g	0.010005 g	0.000001 g	0.0073 mg	2
3 [*]	0.050005 g	0.050005 g	0.000000 g	0.011 mg	2
4 [*]	0.100007 g	0.100007 g	0.000000 g	0.015 mg	2
5	0.150012 g	0.150011 g	-0.000001 g	0.025 mg	2
6	0.170013 g	0.170013 g	0.000000 g	0.034 mg	2
7 [*]	0.200011 g	0.200010 g	-0.000001 g	0.018 mg	2
8	1.500023 g	1.500021 g	-0.000002 g	0.049 mg	2
9	3.000021 g	3.000020 g	-0.000001 g	0.062 mg	2
10	4.500031 g	4.500029 g	-0.000002 g	0.093 mg	2
11	6.000026 g	6.000027 g	0.000001 g	0.071 mg	2

*The calculated uncertainty was replaced by the CMC (Calibration and Measurement Capabilities) value because the calculated uncertainty was smaller than the CMC value.



The uncertainty stated is the expanded uncertainty at calibration obtained by multiplying the standard combined uncertainty by the coverage factor k – which can be larger than 2 according to EURAMET cg-18. The value of the measurand lies within the assigned range of values with a probability of approximately 95%.

The user is responsible for maintaining environmental conditions and the settings of the weighing instrument when it was calibrated.

Test Equipment

All weights used for metrological testing are traceable to national or international standards. The weights were calibrated and certified by an accredited calibration laboratory.

Weight Set 1: OIML E2

Weight Set No.:	WS80	Date of Issue:	23-Feb-2022
Certificate Number:	C208581631	Calibration Due Date:	14-Aug-2023

Thermo Hygrometer

Equipment No.:	IN161	Date of Issue:	14-Jun-2021
Certificate Number:	21H1220	Calibration Due Date:	01-Jun-2022

Remarks

FACT adjustment functionality activated
Value of the built-in weight adjusted
Equipment condition: Good
Next calibration according to customer's procedure
Calibration data not decide by calibration laboratory
Test weight by filter : 0.050005 g = 0.050004 g, 0.150012 g = 0.150011 g

End of Accredited Section

The information below and any attachments to this calibration certificate are not part of the accredited calibration.

Measurement Uncertainty of the Weighing Instrument in Use

Stated is the expanded uncertainty with $k=2$ in use. The formula shall be used for the estimation of the uncertainty under consideration of the errors of indication. The value R represents the net load indication in the unit of measure of the device.

Temperature coefficient for the evaluation of the measurement uncertainty in use: $1.0 \cdot 10^{-6} / K$

Temperature range on site for the evaluation of the measurement uncertainty in use: 3 K

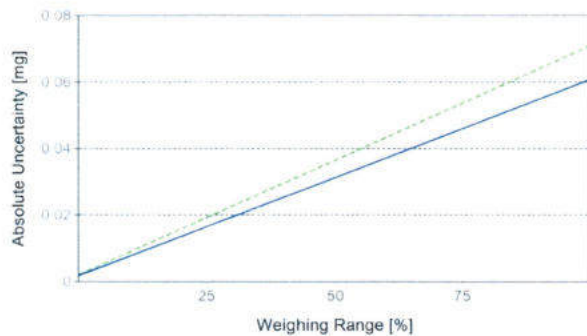
Linearization of Uncertainty Equation

Range			As Found	As Left
	d	Max		
1	0.000001 g	6.1 g	$U_1 = 0.0021 \text{ mg} + 0.0113 \text{ mg/g} \cdot R$	$U_1 = 0.0018 \text{ mg} + 0.00966 \text{ mg/g} \cdot R$

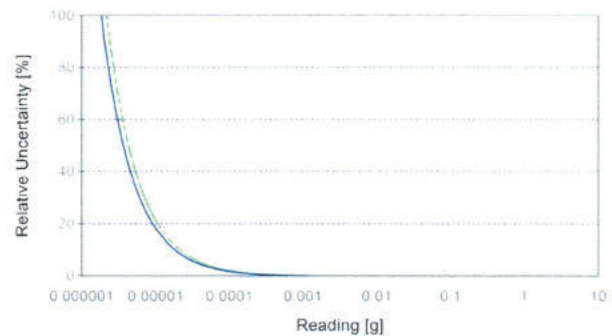
To optimize the stability of the linearization, besides of the zero load only increasing measurement points with a test load of 5% of the measurement range or larger are taken for the calculation of the linear equation.

Absolute and Relative Measurement Uncertainty in Use for Various Net Indications (Examples)

Net Indication	As Found		As Left	
0.000610 g	0.0021 mg	0.35%	0.0018 mg	0.30%
0.006100 g	0.0022 mg	0.036%	0.0019 mg	0.030%
0.061000 g	0.0028 mg	0.0046%	0.0024 mg	0.0039%
0.610000 g	0.0090 mg	0.0015%	0.0077 mg	0.0013%
6.100000 g	0.071 mg	0.0012%	0.061 mg	0.00100%



As Found



As Left

CERTIFICATE OF CALIBRATION

Certificate No. : SP22-016

Page 1 of 5

Customer : United Analyst and Engineering Consultant Co.,Ltd. (Head Office)

Address : 3 Soi Udomsuk 41, Sukhumvit Road, Bangchak, Phrakhanong,

Bangkok 10260

Location of calibration : Laboratory 315

Equipment : UV-Vis Spectrophotometer

Manufacturer : Agilent Technologies

Model : Cary 60

Serial No. : MY15410009

ID No. : N/A

Received Date : 23 May 2022

Calibration Date : 23 May 2022

Issue Date : 26 May 2022

Condition Instrument : Good

Calibrated by :


(M)

Technical Manager

Approved by :


(Ms. C)

Quality Manager

The calibration result is applied only to the above calibrated item and was found accurate as shown on date and place of calibration only.

The measurement capability of the laboratory and its traceability to recognized national standards and to the unit of measurement realized at the corresponding national standards laboratory. This certificate may not be reproduced other than in full except with the prior written approval of the DQE Services Co., Ltd.

เอกสารไม่ควบคุม

REPORT OF CALIBRATION

Certificate No. : SP22-016

Page 2 of 5

Environment Condition : Ambient Temperature 25 ± 5 °CRelative humidity 55 ± 20 %RH**Calibration method :** In-house method CP-01 Based on ASTM E275-08**Certified Reference Materials :**

Material	Serial No.	Certificate No.	Due date
Absorbance Standard set	25760	95935	22 October 2023
Absorbance Standard set	25757	95929	22 October 2023
Wavelength Standard set	25806	95916	22 October 2023
Wavelength Standard set	25758	95915	22 October 2023

Traceability : This certification is traceable to the International System of Unit maintained at National -

Institute of Standards and Technology (NIST) through Starna Scientific Limited

Spectral Band Width of UUC : 1.5 nm.**Scan Speed of UUC :** 90 nm/min**Scan Interval of UUC :** 0.15 nm.**Resolution of UUC :** Photometric 0.0001 Abs.

Wavelength 0.1 nm.

เอกสารไม่ควบคุม

REPORT OF CALIBRATION

Certificate No. : SP22-016

Page 3 of 5

Calibration Results : Without adjustment

Photometric Accuracy :

Wavelength (nm.)	CRMs Values (Abs)	UUC Reading (Abs)	Correction (Abs)	Uncertainty (Abs)	Coverage factor <i>k</i>
420	0.0000	0.0000	0.0000	0.0028	2.00
	0.5787	0.5755	0.0032	0.0031	2.00
	1.0490	1.0436	0.0054	0.0029	2.00
	2.1900	2.1847	0.0053	0.0075	2.00
440	0.0000	0.0000	0.0000	0.0028	2.00
	0.5607	0.5588	0.0019	0.0034	2.00
	1.0247	1.0232	0.0015	0.0035	2.00
	2.1229	2.1211	0.0018	0.0082	2.00
465	0.0000	0.0000	0.0000	0.0028	2.00
	0.5236	0.5197	0.0039	0.0029	2.00
	0.9634	0.9625	0.0009	0.0028	2.00
	1.9763	1.9752	0.0011	0.0070	2.00
546.1	0.0000	-0.0001	0.0001	0.0028	2.00
	0.5191	0.5171	0.0020	0.0031	2.00
	1.0003	0.9984	0.0019	0.0033	2.00
	1.9987	1.9946	0.0041	0.0084	2.00
590	0.0000	0.0000	0.0000	0.0028	2.00
	0.5523	0.5509	0.0014	0.0030	2.00
	1.0809	1.0799	0.0010	0.0029	2.00
	2.0391	2.0329	0.0062	0.0080	2.00
635	0.0000	0.0000	0.0000	0.0028	2.00
	0.5601	0.5584	0.0017	0.0031	2.00
	1.0512	1.0498	0.0014	0.0029	2.00
	1.9294	1.9265	0.0029	0.0082	2.00

เอกสารไม่ควบคุม

REPORT OF CALIBRATION

Certificate No. : SP22-016

Page 4 of 5

Photometric Accuracy :

Wavelength (nm.)	CRMs Values (Abs)	UUC Reading (Abs)	Correction (Abs)	Uncertainty (Abs)	Coverage factor <i>k</i>
235	0.0000	0.0001	-0.0001	0.0050	2.00
	0.7478	0.7421	0.0057	0.0056	2.00
257	0.0000	0.0000	0.0000	0.0050	2.00
	0.8686	0.8619	0.0067	0.0059	2.00
313	0.0000	0.0000	0.0000	0.0050	2.00
	0.2912	0.2896	0.0016	0.0051	2.00
350	0.0000	0.0000	0.0000	0.0050	2.00
	0.6448	0.6403	0.0045	0.0055	2.00

REPORT OF CALIBRATION

Certificate No. : SP22-016

Page 5 of 5

Wavelength Accuracy :

CRMs Values (nm.)	UUC Reading (nm.)	Correction (nm.)	Uncertainty (nm.)	Coverage factor <i>k</i>
241.72	242.0	-0.28	0.18	2.00
279.45	279.5	-0.05	0.18	2.00
287.81	287.5	0.31	0.18	2.00
334.06	333.5	0.56	0.18	2.00
360.93	360.5	0.43	0.18	2.00
418.59	418.0	0.59	0.18	2.00
445.94	445.4	0.54	0.18	2.00
453.66	453.2	0.46	0.18	2.00
460.02	459.7	0.32	0.18	2.00
536.59	536.2	0.39	0.18	2.00
637.98	638.3	-0.32	0.18	2.00
431.38	431.0	0.38	0.18	2.00
472.50	472.5	0.00	0.18	2.00
513.47	513.5	-0.03	0.18	2.00
528.88	528.5	0.38	0.18	2.00
573.17	573.0	0.17	0.18	2.00
585.35	585.0	0.35	0.20	2.00
684.40	684.7	-0.30	0.18	2.00
740.72	740.8	-0.08	0.20	2.00
748.55	748.5	0.05	0.18	2.00
807.03	807.3	-0.27	0.18	2.00
879.28	879.0	0.28	0.18	2.00

Remark : - UUC = Unit Under Calibration

- N/A = Not Available

- The result expanded uncertainty of measurement U is stated as the standard uncertainty of measurement multiplied by the coverage factor k ,

which for a normal distribution corresponds to a coverage probability of approximately 95%

- * Indicates non TISI accredited

- End of Certificate -

เอกสารไม่ควบคุม

CERTIFICATE OF CALIBRATION

Certificate No. : SP22-007

Page 1 of 5

Customer : United Analyst and Engineering Consultant Co.,Ltd. (Head Office)**Address :** 3 Soi Udomsuk 41, Sukhumvit Road, Bangchak, Phrakhanong,
Bangkok 10260**Location of calibration :** Laboratory 315**Equipment :** UV-Vis Spectrophotometer**Manufacturer :** Hitachi**Model :** U-1900**Serial No. :** 2021-064**ID No. :** UAE.WAS.006/2552**Received Date :** 20 January 2022**Calibration Date :** 20 January 2022**Issue Date :** 24 January 2022**Condition Instrument :** Good**Calibrated by :**

(Mr. Panawit Rattadach)

Technical Manager

Approved by :

(Ms. Chonlathana Sangngern)

Quality Manager

The calibration result is applied only to the above calibrated item and was found accurate as shown on date and place of calibration only.

The measurement capability of the laboratory and its traceability to recognized national standards and to the unit of measurement realized at the corresponding national standards laboratory. This certificate may not be reproduced other than in full except with the prior written approval of the DQE Services Co., Ltd.

REPORT OF CALIBRATION

Certificate No. : SP22-007

Page 2 of 5

Environment Condition : Ambient Temperature 25 ± 5 °CRelative humidity 55 ± 20 %RH**Calibration method :** In-house method CP-01 Based on ASTM E275-08**Certified Reference Materials :**

Material	Serial No.	Certificate No.	Due date
Absorbance Standard set	25760	95935	22 October 2023
Absorbance Standard set	25757	95929	22 October 2023
Wavelength Standard set	25806	95916	22 October 2023
Wavelength Standard set	25758	95915	22 October 2023

Traceability This certification is traceable to the International System of Unit maintained at National -

Institute of Standards and Technology (NIST) through Starna Scientific Limited

Spectral Band Width of UUC : 4.0 nm.**Scan Speed of UUC :** 200 nm/min**Scan Interval of UUC :** 0.1 nm.**Resolution of UUC:** Photometric 0.001 Abs.

Wavelength 0.1 nm.

REPORT OF CALIBRATION

Certificate No. : SP22-007

Page 3 of 5

Calibration Results : Without adjustment

Photometric Accuracy :

Wavelength (nm.)	CRMs Values (Abs)	UUC Reading (Abs)	Correction (Abs)	Uncertainty (Abs)	Coverage factor <i>k</i>
420	0.0000	0.000	0.0000	0.0028	2.00
	0.5787	0.577	0.0017	0.0031	2.00
	1.0490	1.050	-0.0010	0.0029	2.00
	2.1900	2.183	0.0070	0.0080	2.00
440	0.0000	0.000	0.0000	0.0028	2.00
	0.5607	0.560	0.0007	0.0034	2.00
	1.0247	1.023	0.0017	0.0035	2.00
	2.1229	2.118	0.0049	0.0079	2.00
465	0.0000	0.000	0.0000	0.0028	2.00
	0.5236	0.521	0.0026	0.0030	2.00
	0.9634	0.963	0.0004	0.0029	2.00
	1.9763	1.974	0.0023	0.0070	2.00
546.1	0.0000	0.000	0.0000	0.0028	2.00
	0.5191	0.518	0.0011	0.0031	2.00
	1.0003	1.000	0.0003	0.0033	2.00
	1.9987	1.996	0.0027	0.0084	2.00
590	0.0000	0.000	0.0000	0.0028	2.00
	0.5523	0.552	0.0003	0.0030	2.00
	1.0809	1.082	-0.0011	0.0030	2.00
	2.0391	2.033	0.0061	0.0079	2.00
635	0.0000	0.000	0.0000	0.0028	2.00
	0.5601	0.562	-0.0019	0.0031	2.00
	1.0512	1.052	-0.0008	0.0030	2.00
	1.9294	1.925	0.0044	0.0079	2.00

REPORT OF CALIBRATION

Certificate No. : SP22-007

Page 4 of 5

Photometric Accuracy :

Wavelength (nm.)	CRMs Values (Abs)	UUC Reading (Abs)	Correction (Abs)	Uncertainty (Abs)	Coverage factor <i>k</i>
235	0.0000	0.000	0.0000	0.0050	2.00
	0.7478	0.746	0.0018	0.0057	2.00
257	0.0000	0.000	0.0000	0.0050	2.00
	0.8686	0.861	0.0076	0.0059	2.00
313	0.0000	0.000	0.0000	0.0050	2.00
	0.2912	0.291	0.0002	0.0051	2.00
350	0.0000	0.000	0.0000	0.0050	2.00
	0.6448	0.638	0.0068	0.0055	2.00

REPORT OF CALIBRATION

Certificate No. : SP22-007

Page 5 of 5

Wavelength Accuracy :

CRMs Values (nm.)	UUC Reading (nm.)	Correction (nm.)	Uncertainty (nm.)	Coverage factor <i>k</i>
241.54	240.8	0.74	0.18	2.00
279.40	278.5	0.90	0.18	2.00
288.70	288.0	0.70	0.18	2.00
334.22	333.5	0.72	0.18	2.00
361.26	360.5	0.76	0.18	2.00
418.48	418.0	0.48	0.18	2.00
446.70	446.0	0.70	0.18	2.00
453.20	453.0	0.20	0.18	2.00
460.06	459.5	0.56	0.18	2.00
536.90	536.0	0.90	0.18	2.00
637.94	637.2	0.74	0.18	2.00
440.74	440.0	0.74	0.18	2.00
472.22	471.6	0.62	0.18	2.00
513.70	513.0	0.70	0.18	2.00
528.72	528.0	0.72	0.18	2.00
574.60	573.8	0.80	0.18	2.00
585.48	584.6	0.88	0.20	2.00
684.63	684.0	0.63	0.18	2.00
740.27	739.8	0.47	0.20	2.00
748.28	747.8	0.48	0.18	2.00
807.16	806.4	0.76	0.18	2.00
879.70	878.8	0.90	0.18	2.00

Remark : - UUC = Unit Under Calibration

- N/A = Not Available

- The result expanded uncertainty of measurement U is stated as the standard uncertainty of measurement multiplied by the coverage factor k ,

which for a normal distribution corresponds to a coverage probability of approximately 95%

- * Indicates non TISI accredited

- End of Certificate -

รายการเครื่องมือหลักประจำห้องปฏิบัติการวิเคราะห์ สำหรับตรวจวิเคราะห์คุณภาพสิ่งแวดล้อม

No.	Instrument/Equipment	Parameter	Manufacturer	Model/Serial No.	Calibrator	Certification	Date of	Due date of	Remark
						No.	Calibration	Calibration*	
Laboratory Instrument/Equipments.(คุณภาพน้ำ)									
1	pH Meter	ความเป็นกรด-ด่าง (pH) อุณหภูมิ (Temperature)	Hanna Instrument	HI2211 / 8165345	National Food Institute, Ministry of Industry, Thailand	2202097-001-01	16 Mar 22	15 Mar 23	
2	pH Meter		Mettler-Toledo	Seven Easy S20 / 1231155210	National Food Institute, Ministry of Industry, Thailand	2201793-001-01	1 Mar 22	28 Feb 23	
3	BOD Incubator	บีโอดี (BOD)	Arco	UR-1320 / (UAE.WAO.006/2553)	Technology Promotion Association (Thailand-Japan)	22TM306	7 Apr 22	6 Apr 23	-
4	BOD Incubator		Arco	UC4-1320 / (UAE.WAO.002/2550)	Technology Promotion Association (Thailand-Japan)	21TM1405	17 Aug 21	16 Aug 22	-
5	COD Reactor (Heating Block)	ซีโอดี (COD)	Hanna	HI839800-02 / 4500052101	Hanna Instruments (Thailand) Ltd.	HIT-2219-0480	9 May 22	8 May 23	-
6	COD Reactor (Heating Block)	ซีโอดี (COD)	Hanna	HI839800 / 1147807	Hanna Instruments (Thailand) Ltd.	HIT-2132-0756	2 Aug 21	1 Aug 22	-
7	Analytical Balance (Readability 0.01 mg)	ของแข็งแขวนลอย (SS) ของแข็งละลายน้ำทั้งหมด(TDS)	Mettler-Toledo	AX105DR / 1122100406	National Food Institute, Ministry of Industry, Thailand	2200708-001-01	24 Nov 21	23 Nov 22	-
8	Analytical Balance (Readability 0.01 mg)		Mettler-Toledo	XSR205DU / C009071872	Technology Promotion Association (Thailand-Japan)	22MM210	26 Apr 22	25 Apr 23	-
9	Analytical Balance (Readability 0.1 mg)	น้ำมันและไขมัน (Oil & Grease)	Mettler-Toledo	AB-204S/FACT / 1129361010	National Food Institute, Ministry of Industry, Thailand	2203120-001-01	1 Jun 22	31 May 23	-
10	Continuous Flow Analyzer (CFA)	ไซยาไนด์ (CN)	Skalar Analytical	SA5000 / 182688	Thai Unique Co.,Ltd.	SV0222/20240	22 Feb 22	21 Feb 23	-

รายการเครื่องมือหลักประจำห้องปฏิบัติการวิเคราะห์ สำหรับตรวจวิเคราะห์คุณภาพสิ่งแวดล้อม

No.	Instrument/Equipment	Parameter	Manufacturer	Model/Serial No.	Calibrator	Certification	Date of	Due date of	Remark
						No.	Calibration	Calibration*	
11	Cold Vapor Atomic Spectrometer (CVAFS)	ปรอท (Hg) น้ำทะเล	Analytik Jena	mercur DUO plus / K170A0153	Analytik Jena FarEast Thailand Ltd.	Maintenance Protocol C04-006	4 Feb 22	3 Feb 23	-
12	UV-VIS Spectrophotometer	ซีโอดี (COD) ฟีนอล (Phenol)	Agilent Technologies	Cary60 G6860A / MY15410009	DQE Services Co.,Ltd.	SP22-016	31 May 22	30 May 23	-
13	UV-VIS Spectrophotometer		Hitachi	U-1900 / 2021-064	DQE Services Co.,Ltd.	SP22-007	20 Jan 22	19 Jan 23	-
14	UV-VIS Spectrophotometer		Hitachi	U-2900 / 21E22-009	DQE Services Co.,Ltd.	SP22-008	20 Jan 22	19 Jan 23	-
15	Atomic Absorption Spectrophotometer (AAS)	ปรอท (Hg)	Agilent Technologies	System ID:G8432A AA240FS / MY13160001	Thailand Institute Of Science And Technological Research (TISTR)	MTC.ACL. No. 486/65	3 Feb 22	2 Feb 23	-
16	Cold Vapor Atomic Fluorescence Spectrometer (CVAFS)	ปรอท (Hg) (น้ำทะเล)	Analytik Jena	mercur DUO plus / K170A0153	Analytik Jena FarEast Thailand Ltd.	Maintenance Protocol C04-006	4 Feb 22	3 Feb 23	-

Due Date of Calibration* : Schedule the program once a year at least once a year.


Calibration Certificate

Certificate No.: 2202097-001-01
Client name: UNITED ANALYST AND ENGINEERING CONSULTANT CO.,LTD.
Address: 3 Soi Udomsuk 41, Sukhumvit Road,
Bangchack, Prakhnong, Bangkok 10260

Page 1 of 5

Equipment: pH Meter
Manufacturer: HANNA INSTRUMENTS
Model: HI 2211
Serial No.: 08165345
ID No.: UAE.WAT.004/2556
Order No.: 2202097
Operation No.: 2202097-001
Date of Receipt: 11 March 2022
Date of Calibration: 16 March 2022

Calibrated by Mr.Manas Somsak
Specialist

Approved by 
(Mr.Phe...)
Manager, Division of Calibration Laboratory

Date of Issue: 21 March 2022

Responsible for the Technical Management Team

The uncertainties are for a confidence probability of approximately 95%.

This Certificate is issued in accordance with the conditions of accreditation granted by the Thai Laboratory Accreditation Scheme which has assessed the measurement capability of the laboratory and its traceability to recognized national standards and to the units of measurement realized at the corresponding national standards laboratory. This certificate may not be reproduced other than in full except with the prior written approval of the National Food Institute.

Calibration Report

Certificate No.: 2202097-001-01

Equipment: pH Meter **Resolution:** 0.01 pH ; 0.1/1 mV
Manufacturer: HANNA INSTRUMENTS **Model:** HI 2211
Serial No.: 08165345 **Type:** Bench top
ID No.: UAE.WAT.004/2556

Date of Calibration: 16 March 2022

Page 2 of 5

Location: Chemical Calibration Laboratory, National Food Institute.

Environment Condition: **Ambient Temperature:** (23.0 ± 1.5) °C **Relative Humidity:** (49.5 ± 5) %

Condition of Equipment: Good Condition

Condition of this Results of Calibration

1. Calibration Method In house method : W-CC-002 based on direct measurement by using standard voltage calibrator and certified reference material (CRM)

2. Reference Standards / Certified Reference Material

Instruments	Serial / ID No.	Manufacturer	Certificate No.	Due Date
2.1 DC Voltage Calibrator	2709007	Fluke	SCL-21F-0687	24 June 2022
2.2 Digital Thermometer	2709007	Fluke	CC-640599-01	30 October 2022
2.3 Thermo-Hygro Meter	สทอ.พล.BTH 005/58	PONPE	QR21-2787	15 November 2022

Certified Reference Material	Lot. No.	Manufacturer	Ref N	Expire Date
2.4 pH buffer 4.008 (Primary pH buffer Solution)	780012	CPAchem	PH216.L5	21 November 2023
2.5 pH buffer 6.865 (Primary pH buffer Solution)	780013	CPAchem	PH217.L5	21 November 2023
2.6 pH buffer 10.01 (Primary pH buffer Solution)	780015	CPAchem	PH220.L5	21 November 2022
2.7 pH buffer 7.00 (Standard pH buffer Solution)	776840	CPAchem	PH107.L5	8 November 2022

3. This certification is traceable to The International System of Unit (SI Unit)

3.1 Instruments No.2.1	through	NSC-TISI-TIS 17025 Laboratory Accreditation of Calibration No.0075
3.2 Instruments No.2.2	through	NSC-TISI-TIS 17025 Laboratory Accreditation of Calibration No.0061
3.3 Instruments No.2.3	through	NSC-TISI-TIS 17025 Laboratory Accreditation of Calibration No.0292
3.4 Certified Reference Material No. 2.4 to 2.6	traceable to	Primary measurement method- Harned cell using calibrated thermometer, barometer, and nanovoltmeter. The Standard Solution preparation and certified by CPAchem Ltd is accredited to ISO 17034 and ISO/IEC 17025
3.5 Certified Reference Material No. 2.7	traceable to	BIM RefN HI-7 LotN 30.04.2020; BIM RefN HI-9 LotN 28.05.2020; BIM RefN HI-8 LotN 30.04.2020; BIM RefN HI-10 LotN 28.05.2020. The Standard Solution preparation and certified by CPAchem Ltd is accredited to ISO 17034 and ISO/IEC 17025

4. This certificate was certified only for the instrument we calibrated.

5. This result of calibration was found accurate as shown on date and place of calibration only.

Calibration Report

Certificate No.: 2202097-001-01

Equipment: pH Meter Resolution: 0.01 pH ; 0.1/1 mV
Manufacturer: HANNA INSTRUMENTS Model: HI 2211
Serial No.: 08165345 Type: Bench top
ID No.: UAE.WAT.004/2556

Date of Calibration: 16 March 2022

Page 3 of 5

Calibration Results:

1. Calibration of pH Meter (Manual Temperature Compensation at 25 °C)

Nominal pH	DC Voltage Standard (mV)	Average Indicator Reading		Uncertainty (±mV)	Coverage Factor (k)
		mV	pH		
0	414.117	414	0.00	0.58	2.00
2	295.811	295.7	2.00	0.063	2.00
4	177.462	177.4	4.00	0.063	2.00
6	59.159	59.2	6.00	0.063	2.00
7	-0.001	0.1	7.00	0.063	2.00
8	-59.159	-59.1	8.00	0.063	2.00
10	-177.463	-177.3	10.00	0.063	2.00
12	-295.812	-295.6	12.00	0.063	2.00
14	-414.119	-414	14.00	0.58	2.00

2. Calibration of pH Meter with Electrode (Manual Temperature Compensation at 25 °C)

Equipment: pH Electrode Type: Combined Electrode
Manufacturer: METTLER TOLEDO Model: LE420
Serial No.: 1142602 ID.No. N/A

Performance of Electrode system (Three-Point Calibration at pH4, pH7 and pH10)

Certified Value @25 °C (pH)	Average Indicator Reading		Relative Slope (%)	Uncertainty (± pH)	Coverage Factor (k)
	pH	mV			
4.008	4.01	180.5	99.3	0.0071	2.00
6.866	6.87	12.5	-	0.0074	2.00
10.015	10.01	-171.5	99.1	0.0090	2.00
6.983	6.98	5.2	-	0.0092	2.00

Calibration Report

Certificate No.: 2202097-001-01

Equipment: Digital Thermometer with RTD (pH Meter)

Resolution: 0.1 °C Model: HI 2211

Serial No.: 08165345 ID No.: UAE.WAT.004/2556

Manufacturer: HANNA INSTRUMENTS

Date of Calibration: 16 March 2022

Page 4 of 5

Location: Chemical Calibration Laboratory, National Food Institute.

Environment Condition:

Ambient Temperature (23.0 ± 1.0) °C

Relative Humidity (50 ± 4) %

Condition of this results of Calibration:

1. Calibration Method :
 - In house method: W-TE-025 by comparison with standard thermometer.
 - The Calibration is determined by comparing with a known temperature from a standard resistance thermometer.
 - The temperature scale in use at this laboratory is the International Temperature scale of 1990 (ITS-90).

2. Reference Standard Instrument :

Instrument	Model	Serial No.	Certificate No.	Due Date	Through
HANDHELD THERMOMETER	1523	2118154	PSL-T 0851/64	24-Jun-22	TISTR
Platinum Resistance Thermometer (PRT)	5627A	877332			

Support Equipment : - Low Temperature Bath (ISOCAL-6), Model: Europa-6 Plus Basic, S/N: 341592/2

3. This certificate is traceable to International System of Units (SI Units).
4. This certificate was certified only for the instrument we calibrated.
5. This result of calibration was found accurate as shown on date and place of calibration only.

6. Condition of Calibrated item : Good

7. Result of Calibration : ☒ Without adjustment ☐ After adjustment

Calibration Report

Certificate No.: 2202097-001-01

Equipment: Digital Thermometer with RTD (pH Meter)

Resolution: 0.1 °C Model: HI 2211

Serial No.: 08165345 ID No.: UAE.WAT.004/2556

Manufacturer: HANNA INSTRUMENTS

Date of Calibration: 16 March 2022

Page 5 of 5

Calibration point: 15.0, 25.0 and 35.0 °C

Calibration result:

- The probe was immersed in liquid bath or dry bath to a minimum depth of 100 mm.

- Description of probe, model : N/A S/N : N/A

Dimension of probe : Diameter 3.5 mm., Length 100 mm.,

Sheath material : Stainless Steel

UUC* Reading (°C)	Standard Temperature (°C)	Correction Value (°C)	Uncertainty ± (°C)
15.0	15.001	0.0	0.099
25.0	25.002	0.0	0.099
35.0	35.002	0.0	0.099

Note - UUC* : Unit Under Calibration

The report uncertainty of measurement was based on standard uncertainty multiplied by coverage factor $k = 2$, providing a level of confidence of approximately 95 %.

----- End -----

Calibration Certificate


Certificate No.: 2201793-001-01
Client name: UNITED ANALYST AND ENGINEERING CONSULTANT CO.,LTD.
Address: 3 Soi Udomsuk 41, Sukhumvit Road,
Bangchack, Prakhnong, Bangkok 10260

Page 1 of 5

Equipment: pH Meter
Manufacturer: METTLER TOLEDO
Model: SevenEasy pH
Serial No.: 1231155210
ID No.: UAE.WAT.010/2553
Order No.: 2201793
Operation No.: 2201793-001
Date of Receipt: 21 February 2022
Date of Calibration: 1 March 2022

Calibrated by Mr.Pheraphat Tuanjit
Scientist

Approved by



Specialist, Division of Calibration Laboratory

Date of Issue: 1 March 2022

Responsible for the Technical Management Team

The uncertainties are for a confidence probability of approximately 95%.

This Certificate is issued in accordance with the conditions of accreditation granted by the Thai Laboratory Accreditation Scheme which has assessed the measurement capability of the laboratory and its traceability to recognized national standards and to the units of measurement realized at the corresponding national standards laboratory. This certificate may not be reproduced other than in full except with the prior written approval of the National Food Institute.

Calibration Report

Certificate No.: 2201793-001-01

Equipment: pH Meter **Resolution:** 0.01 pH ; 1 mV
Manufacturer: METTLER TOLEDO **Model:** SevenEasy pH
Serial No.: 1231155210 **Type:** Bench top
ID No.: UAE.WAT.010/2553

Date of Calibration: 1 March 2022

Page 2 of 5

Location: Chemical Calibration Laboratory, NATIONAL FOOD INSTITUTE

Environment Condition: **Ambient Temperature:** (23.5 ± 1.5) °C **Relative Humidity:** (53 ± 5) %

Condition of Equipment: Good Condition

Condition of this Results of Calibration

1. Calibration Method In house method : W-CC-002 based on direct measurement by using standard voltage calibrator and certified reference material (CRM)

2. Reference Standards / Certified Reference Material

<u>Instruments</u>	<u>Serial / ID No.</u>	<u>Manufacturer</u>	<u>Certificate No.</u>	<u>Due Date</u>
2.1 DC Voltage Calibrator	2709007	Fluke	SCL-21F-0687	24 June 2022
2.2 Digital Thermometer	2709007	Fluke	CC-640599-01	30 October 2022
2.3 Thermo-Hygro Meter	NFI.BTH004/18	PONPE	QR22-0195	27 January 2023

<u>Certified Reference Material</u>	<u>Lot. No.</u>	<u>Manufacturer</u>	<u>Ref N</u>	<u>Expire Date</u>
2.4 pH buffer 4.008 (Primary pH buffer Solution)	741339	CPAchem	PH216.L5	19 April 2023
2.5 pH buffer 6.865 (Primary pH buffer Solution)	741340	CPAchem	PH217.L5	19 April 2023
2.6 pH buffer 10.01 (Primary pH buffer Solution)	741342	CPAchem	PH220.L5	19 April 2022
2.7 pH buffer 7.00 (Standard pH buffer Solution)	735836	CPAchem	PH107.L5	16 March 2022

3. This certification is traceable to The International System of Unit (SI Unit)

3.1 Instruments No.2.1	through	NSC-TISI-TIS 17025 Laboratory Accreditation of Calibration No.0075
3.2 Instruments No.2.2	through	NSC-TISI-TIS 17025 Laboratory Accreditation of Calibration No.0061
3.3 Instruments No.2.3	through	NSC-TISI-TIS 17025 Laboratory Accreditation of Calibration No.0292
3.4 Certified Reference Material No. 2.4 to 2.6	traceable to	Primary measurement method- Harned cell using calibrated thermometer, barometer, and nanovoltmeter. The Standard Solution preparation and certified by CPAchem Ltd is accredited to ISO 17034 and ISO/IEC 17025
3.5 Certified Reference Material No. 2.7	traceable to	BIM RefN HI-7 LotN 30.04.2020; BIM RefN HI-9 LotN 28.05.2020; BIM RefN HI-8 LotN 30.04.2020; BIM RefN HI-10 LotN 28.05.2020. The Standard Solution preparation and certified by CPAchem Ltd is accredited to ISO 17034 and ISO/IEC 17025

4. This certificate was certified only for the instrument we calibrated.

5. This result of calibration was found accurate as shown on date and place of calibration only.

Calibration Report

Certificate No.: 2201793-001-01

Equipment:

pH Meter

Resolution: 0.01 pH ; 1 mV

Manufacturer: METTLER TOLEDO

Model: SevenEasy pH

Serial No.: 1231155210

Type: Bench top

ID No.: UAE.WAT.010/2553

Date of Calibration: 1 March 2022

Page 3 of 5

Calibration Results:

1. Calibration of pH Meter

(Manual Temperature Compensation at 25 °C)

Nominal pH	DC Voltage Standard (mV)	Average Indicator Reading		Uncertainty (±mV)	Coverage Factor (k)
		mV	pH		
0.00	414.117	414	0.00	0.58	2.00
2.00	295.811	296	2.00	0.58	2.00
4.00	177.462	178	4.00	0.58	2.00
6.00	59.159	59	6.00	0.58	2.00
7.00	-0.001	0	7.00	0.58	2.00
8.00	-59.159	-59	8.00	0.58	2.00
10.00	-177.463	-177	10.00	0.58	2.00
12.00	-295.812	-296	12.00	0.58	2.00
14.00	-414.119	-414	14.00	0.58	2.00

2. Calibration of pH Meter with Electrode

(Manual Temperature Compensation at 25 °C)

Equipment: pH Electrode

Type: Combined Electrode

Manufacturer: METTLER TOLEDO

Model: InLabSolids

Serial No.: 1156882

ID.No. N/A

Performance of Electrode system

(Three-Point Calibration at pH4, pH7 and pH10)

Certified Value @25 °C (pH)	Average Indicator Reading		Relative Slope (%)	Uncertainty (± pH)	Coverage Factor (k)
	pH	mV			
4.008	4.00	180	96.25	0.0076	2.00
6.866	6.88	16	-	0.0079	2.00
10.012	10.01	-162	96.13	0.0094	2.00
6.985	7.00	9	-	0.0097	2.00



เอกสารไม่ควบคุม

Calibration Report

Certificate No.: 2201793-001-01

Equipment: Digital Thermometer with RTD (pH Meter)

Resolution: 0.1 °C Model: SevenEasy pH

Serial No.: 1231155210 ID No.: UAE.WAT.010/2553

Manufacturer: METTLER TOLEDO

Date of Calibration: 1 March 2022

Page 4 of 5

Location: Chemical Calibration Laboratory, NATIONAL FOOD INSTITUTE

Environment Condition:

Ambient Temperature 24 °C ± 1 °C

Relative Humidity 53 % ± 2 %

Condition of this results of Calibration:

1. Calibration Method :
 - In house method: W-TE-025 by comparison with standard thermometer.
 - The Calibration is determined by comparing with a known temperature from a standard resistance thermometer.
 - The temperature scale in use at this laboratory is the International Temperature scale of 1990 (ITS-90).

2. Reference Standard Instrument :

Instrument	Model	Serial No.	Certificate No.	Due Date	Through
HANDHELD THERMOMETER	1523	2118154	PSL-T 0851/64	03-Jun-22	TISTR
Platinum Resistance Thermometer (PRT)	5627A	877332			

Support Equipment : - Low Temperature Bath (ISOCAL-6), Model: Europa-6 Plus Basic, S/N: 341592/2

3. This certificate is traceable to International System of Units (SI Units).
4. This certificate was certified only for the instrument we calibrated.
5. This result of calibration was found accurate as shown on date and place of calibration only.

6. Condition of Calibrated item :

Good

7. Result of Calibration :

☒

Without adjustment

☐

After adjustment

Calibration Report

Certificate No.: 2201793-001-01

Equipment: Digital Thermometer with RTD (pH Meter)

Resolution: 0.1 °C Model: SevenEasy pH

Serial No.: 1231155210 ID No.: UAE.WAT.010/2553

Manufacturer: METTLER TOLEDO

Date of Calibration: 1 March 2022

Page 5 of 5

Calibration point: 15.0, 25.0 and 35.0 °C

Calibration result:

- The probe was immersed in liquid bath or dry bath to a minimum depth of 100 mm.
- Description of probe, model : N/A S/N : N/A
- Dimension of probe : Diameter 4 mm., Length 100 mm.,
- Sheath material : Stainless Steel

UUC* Reading (°C)	Standard Temperature (°C)	Correction Value (°C)	Uncertainty ± (°C)
15.1	15.006	-0.1	0.099
25.1	25.004	-0.1	0.099
35.1	35.003	-0.1	0.099

Note

- UUC* : Unit Under Calibration

The report uncertainty of measurement was based on standard uncertainty multiplied by coverage factor k= 2, providing a level of confidence of approximately 95 %.

----- End -----



TECHNOLOGY PROMOTION ASSOCIATION (THAILAND-JAPAN)
CORPORATE SERVICES 3: EQUIPMENT CALIBRATION AND TESTING SERVICES
534/4 PATTANAKARN ROAD SOI 18, SUANLUANG, SUANLUANG BANGKOK 10250
TEL. 0-2717-3000-27 FAX. 0-2719-9484



Cert. No.: 22TM306
Page.: 1 of 3

Certificate of Calibration

Equipment : BOD Incubator
Manufacturer : ARCO
Model : UR-1320
Serial No. : -
ID No. : UAE.WAO.006/2553
Submitted by : United Analyst and Engineering Consultant Co.,Ltd.
3 Soi Udomsuk 41, Sukhumvit Road,
Bangchak, Phrakhanong,
Bangkok 10260
Location : Lab Floor 2
Received Order : 7 April 2022
Calibration Date : 7 April 2022
Ambient Temperature : (26 ± 10) °C
Relative Humidity : (50 ± 30) %
Calibrated by : Man Pattanapongpaiboon

Approved by :

Appr _____ ry

- () Pornthippa Tameyakul
(✓) Malee Butkruea
() Suwit Imjai

Issue Date : 18 April 2022

The Uncertainties are for a confidence probability of approximately 95%

This certificate may not be reproduced other than in full, except with the prior written
Approval of the head of Corporate Services 3 : Equipment Calibration and Testing Services.

เอกสารไม่ควบคุม

A 0040247



Equipment : BOD Incubator
Condition As-Received : Used Item
Reference : 2204-0015OC-3

Cert. No.: 22TM306

Page.: 2 of 3

Procedure Used :-

Calibration were conducted using calibration procedure CP-OT02 according to direct measurement method with Data Acquisition which connected with Resistance Temperature Detector (RTD).

The temperature scale used was based on ITS-90.

Condition of this result of calibration

1. Reference standard instrument:-

Instrument	Model	Serial No.	Cert. No.	Due Date
1) Data Acquisition	34970A	MY41021843	22LM4	10 Jan 2023

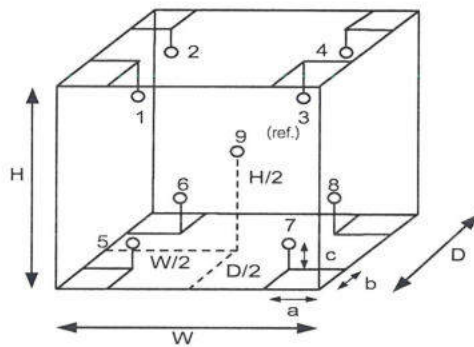
2. This certificate is valid only to the item calibrated on date and place of calibration.

3. This certification is traceable to the International System of Unit.

Result of Calibration :- (*) Without Adjustment

Function of UUC* : Temperature Source

Fresh air setting : Not Available



Environment during calibration		
	Beginning	Finished
Temp. (°C)	27	27
REL.Humid. (%)	59	57
AC Supply (Volt)	221	220

Position :	Ref. Std. ID No.:
1	18-04RTD-01
2	18-04RTD-02
3	18-04RTD-03
4	18-04RTD-04
5	18-04RTD-05
6	18-04RTD-06
7	18-04RTD-07
8	18-04RTD-08
9 (ref.)	18-04RTD-09

Probe Installation Details :

a = 10 cm
b = 10 cm
c = 10 cm

Dimension of Chamber :

D = 0.62 m
W = 1.2 m
H = 1.2 m
Capacity = 0.89 m³

เอกสารไม่ควบคุม

a 1104312



Equipment : BOD Incubator
Condition As-Received : Used Item
Reference : 2204-0015OC-3
Result of Calibration :- (*) Without Adjustment
Function of UUC* : Temperature Source
Fresh air setting : Not Available

Cert. No.: 22TM306

Page.: 3 of 3

Calibration Point (°C)	UUC* Setting (°C)	UUC* Reading (°C)	Temperature stability (± °C)	Temperature uniformity (°C)	Overall Variation (°C)	Uncertainty (± °C)	Coverage Factor <i>k</i>
20.0	20.0	19.9	0.33	0.68	1.4	0.50	2

Calibration Point (°C)	Measured Temperature (°C)								
	Position								
	1	2	3	4	5	6	7	8	9 (ref.)
20.0	20.176	20.413	19.711	19.637	20.218	20.286	19.639	19.642	19.922

Average* : The average of 30 values in each position.

Temperature stability : One-half of the greatest maximum difference of measured temperature at any one sensor

Temperature uniformity : The maximum difference of measured temperatures at any sensors and the measured temperature at the reference location which are observed at the same time or at as close an observation time as possible to determine the temperature pattern or homogeneity within the chamber under steady-state conditions.

Overall Variation : The Difference of the maximum and minimum measured temperatures throughout observation.

UUC* : Unit Under Calibration

Note : The reported uncertainty of measurement was included stability and excluded uniformity .

The reported uncertainty of measurement was based on a standard uncertainty multiplied by a coverage factor *k*, providing a level of confidence of approximately 95 %.

-o0o-

เอกสารไม่ควบคุม

a 1104311



TECHNOLOGY PROMOTION ASSOCIATION (THAILAND-JAPAN)
CORPORATE SERVICES 3: EQUIPMENT CALIBRATION AND TESTING SERVICES
534/4 PATTANAKARN ROAD SOI 18, SUANLUANG, SUANLUANG BANGKOK 10250
TEL. 0-2717-3000-27 FAX. 0-2719-9484



Cert. No.: 21TM1405

Page.: 1 of 3

Certificate of Calibration

Equipment : BOD Incubator

Manufacturer : Arco

Model : UC4-1320

Serial No. : -

ID No. : UAE.WAO.002/2550

Submitted by : United Analyst and Engineering Consultant Co.,Ltd.
3 Soi Udomsuk 41, Sukhumvit Road,
Bangchak, Phrakhanong,
Bangkok 10260

Location : Lab Floor 2

Received Order : 17 August 2021

Calibration Date : 17 August 2021

Ambient Temperature : (26 ± 10) °C

Relative Humidity : (50 ± 30) %

Calibrated by : Khit Ruttanaprapachai

Approved by :

Approved Signatory

() Pornthippa Tameyakul

() Malee Butkruea

() Suwit Imjai

Issue Date :

1 September 2021

The Uncertainties are for a confidence probability of approximately 95%

This certificate may not be reproduced other than in full, except with the prior written
Approval of the head of Corporate Services 3 : Equipment Calibration and Testing Services.

เอกสารไม่ควบคุม

A 0031567



Equipment : BOD Incubator
 Condition As-Received : Used Item
 Reference : 2108-0364OC-1

Cert. No.: 21TM1405

Page.: 2 of 3

Procedure Used :-

Calibration were conducted using calibration procedure CP-OT02 according to direct measurement method with Data Acquisition which connected with Resistance Temperature Detector (RTD).

The temperature scale used was based on ITS-90.

Condition of this result of calibration

1. Reference standard instrument:-

Instrument	Model	Serial No.	Cert. No.	Due Date
1) Data Acquisition	34970A	MY41021843	21LM2	18 Feb 2022

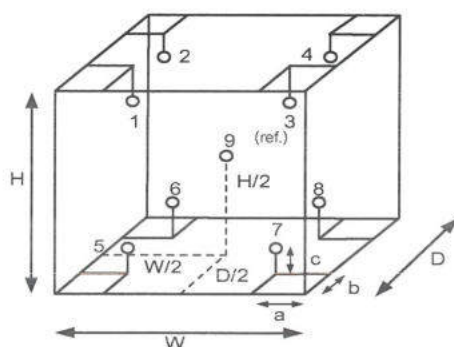
2. This certificate is valid only to the item calibrated on date and place of calibration.

3. This certification is traceable to the International System of Unit.

Result of Calibration :- (*) Without Adjustment

Function of UUC* : Temperature Source

Fresh air setting : Not Available



Environment during calibration		
	Beginning	Finished
Temp. (°C)	28	29
REL.Humid. (%)	52	55
AC Supply (Volt)	220	221

Probe Installation Details :

a = 10 cm
 b = 10 cm
 c = 10 cm

Dimension of Chamber :

D = 0.53 m
 W = 1.2 m
 H = 1.2 m
 Capacity = 0.76 m³

Position :	Ref. Std. ID No.:
1	18-04RTD-01
2	18-04RTD-02
3	18-04RTD-03
4	18-04RTD-04
5	18-04RTD-05
6	18-04RTD-06
7	18-04RTD-07
8	18-04RTD-08
9 (ref.)	18-04RTD-09

เอกสารไม่ควบคุม

a 1069646



Equipment : BOD Incubator
Condition As-Received : Used Item
Reference : 2108-0364OC-1
Result of Calibration :- (*) Without Adjustment
Function of UUC* : Temperature Source
Fresh air setting : Not Available

Cert. No.: 21TM1405

Page.: 3 of 3

Calibration Point (°C)	UUC* Setting (°C)	UUC* Reading (°C)	Temperature stability (± °C)	Temperature uniformity (°C)	Overall Variation (°C)	Uncertainty (± °C)	Coverage Factor <i>k</i>
20.0	19.5	19.3	0.46	0.45	1.0	0.78	2

Calibration Point (°C)	Measured Temperature (°C)								
	Position								
	1	2	3	4	5	6	7	8	9 (ref.)
20.0	20.018	20.137	20.086	19.942	20.157	20.093	19.968	19.860	20.048

Average* : The average of 30 values in each position.

Temperature stability : One-half of the greatest maximum difference of measured temperature at any one sensor.

Temperature uniformity : The maximum difference of measured temperatures at any sensors and the measured temperature at the reference location which are observed at the same time or at as close an observation time as possible to determine the temperature pattern or homogeneity within the chamber under steady-state conditions.

Overall Variation : The Difference of the maximum and minimum measured temperatures throughout observation.

UUC* : Unit Under Calibration

Note : The reported uncertainty of measurement was included stability and excluded uniformity .

The reported uncertainty of measurement was based on a standard uncertainty multiplied by a coverage factor *k*, providing a level of confidence of approximately 95 %.

-o0o-

เอกสาร เสงี่ยมกุล

a 1069645

Certificate No. : HIT-2219-0480

Page : 1 of 2

CERTIFICATE OF CALIBRATION

Equipment :	COD Test Tube Heater		
Meter Model :	HI839800-02	Serial No. :	04500052101
Tube Heater :	25 Vial Capacity	Accuracy :	$\pm 2^{\circ}\text{C}$
Temperature Range :	-10°C to 160°C	Temperature of Reaction :	150°C
Ambient Temperature :	$(25 \pm 2)^{\circ}\text{C}$	Relative Humidity :	$(50 \pm 15)\% \text{ RH}$
Manufacturer :	Hanna Instruments	Made in :	Romania
Condition As-Received :	Used Product	Reference :	RE220588
Customer name :	United Analyst and Engineering Consultant Co., Ltd. 3 Soi Udomsuk 41, Sukhumvit Rd., Bangchak, Phrakhanong, Bangkok 10260		
Received date :	29 April 2022		
Calibrate date :	9 May 2022		
Issue date :	10 May 2022		
Calibrated Location :	Hanna Instruments (Thailand) Ltd.		
Calibration Procedure :	This calibrator was conducted by using in-house: calibration procedure CP-04 by using certified reference material		

Calibrated by :

M

Calibration Engineer

Approved by :

Mr.

Authorized Signatory

 **HANNA**
Instruments
(Thailand) Limited

This certificate was certified only for the instrument we calibrated.

This result of calibration was found accurate on date and place of calibration only.

** This certificate may not be reproduced other than in full, except with the prior written **
approval of the head of Hanna Instrument (Thailand).

เอกสารไม่ควบคุม

Condition of this calibration result
Reference Standard Instruments:

Instruments	Model	Serial No.	Certificate No.	Traceable
Data Acquisition Switch Unit	34970A	US37038858	WK2106-154-1	WK Electric Co., Ltd.

Calibration Result:
Measurement Temperature Source Accuracy for COD Reactor

Capacity (Vial)	Nominal Value (°C)	Average Value (°C)	(±) Uncertainty (°C)	(±) Tolerance of UUC (°C)	Acceptance Criteria
25 Vial	150.0	150.2	0.55	2	Pass

Figure: Shows the location of the temperature source.

(1A)	(2A)	(3A)	(4A)	(5A)
149.82°C	149.36°C	149.92°C	149.43°C	149.83°C
(1B)	(2B)	(3B)	(4B)	(5B)
150.45°C	150.66°C	150.37°C	149.66°C	150.01°C
(1C)	(2C)	(3C)	(4C)	(5C)
150.78°C	151.30°C	151.33°C	149.57°C	150.52°C
(1D)	(2D)	(3D)	(4D)	(5D)
151.12°C	151.59°C	150.80°C	149.62°C	149.81°C
(1E)	(2E)	(3E)	(4E)	(5E)
150.69°C	149.58°C	149.60°C	149.24°C	149.93°C

Remark: The Acceptance criteria is the error value plus or minus the Measurement Uncertainty, and then Not More than the Tolerance value of UUC, therefore concluded that pass.



The reported uncertainty of measurement was based on standard uncertainty multiplied by a coverage factor $k=2$, providing a level of confidence of approximately 95%.

** End of certificate **

เอกสารไม่ควบคุม

CERTIFICATE OF CALIBRATION

Equipment : COD Test Tube Heater
Meter Model : HI839800-02 **Serial No. :** 1147807
Manufacturer : Hanna Instruments
Made in : Romania
Condition As-Received : Used Product
Reference : RE211097
Customer name : United Analyst and Engineering Consultant Co., Ltd.
3 Soi Udomsuk 41, Sukhumvit Rd., Bangchak,
Phrakhanong, Bangkok 10260
Received date : 29 July 2021
Calibrate date : 2 August 2021
Issue date : 5 August 2021
Ambient Temperature : (25 ± 2)°C
Relative Humidity : (50 ± 15)% RH
Calibrated Location : Hanna Instruments (Thailand) Ltd.

Calibrated by :
Mr. Athakorn Sumpnan
Calibration Engineer**Approved by :**
Mr. Anan Suwanaisakul
Authorized Signatory

This certificate was certified only for the instrument we calibrated.

This result of calibration was found accurate on date and place of calibration only.

** This certificate may not be reproduced other than in full, except with the prior written **

approval of the head of Hanna Instrument (Thailand)

เอกสารไม่ควบคุม

Condition of this result of calibration
Reference Standard Instruments :

Instruments	Model	Serial No.	Certificate No.	Traceable
Thermometer With Sensor	HI935005	03250060101	21T167	Technology Promotion Association (Thailand-Japan)

Reference / Procedure :

This equipment was calibration by comparison to the reference standard (Standard platinum resistance thermometer) whose accuracy is traceable to the national standard. The calibration was performed by generating the specified working point of temperature then recorded the temperature reading values against the reference standard according to Hanna Calibration Laboratory work Instruction No. 141.

This temperature scale used was based on ITS-90

All data shown below were as-received values without adjustment.

SITE CALIBRATION

1	2	3	4	5
6	7	8	9	10
11	12	13	14	15
16	17	18	19	20
21	22	23	24	25

Result of Calibration :

Calibration Point	Unit Under Calibration Setting	Unit Under Calibration Reading	Temperature Stability	Uncertainty of Measurement
150.0 (°C)	150.3 (°C)	150.0 (°C)	2.4 (°C)	± 0.59 (°C)

Calibration Point (°C)	Average Standard Reading (°C)				
	Position				
150.0	1	2	3	4	5
	148.9	149.5	150.1	150.4	149.7
	6	7	8	9	10
	149.9	151.1	151.5	150.5	150.3
	11	12	13	14	15
	149.4	149.6	150.4	150.3	150.2
	16	17	18	19	20
	149.5	149.9	150.4	150.1	150.3
	21	22	23	24	25
	149.1	149.1	149.6	149.8	150.1

The reported uncertainty of measurement was based on standard uncertainty multiplied by a coverage factor $k=2$, providing a level of confidence of approximately 95%

** End of certificate **

เอกสารไม่ควบคุม

Calibration Certificate

Certificate No.: 2200708-001-01
Client name: UNITED ANALYST AND ENGINEERING CONSULTANT CO.,LTD.
Address: 3 Soi Udomsuk 41, Sukhumvit Road,
Bangchack, Prakhnong, Bangkok 10260

Page 1 of 4

Equipment: Electronic Balance
Manufacturer: METTLER TOLEDO
Model: AX 105 DR
Serial No.: 1122100406
ID No.: UAE.WAO.004/2546
Order No.: 2200708
Operation No.: 2200708-001
Date of Receipt: 24 November 2021
Date of Calibration: 24 November 2021

Calibrated by Mr.Worapob Sooktong
Scientist

Approved by

(Mr. [Redacted] jit)

Manager, Division of Calibration Laboratory

Date of Issue: 30 November 2021

Responsible for the Technical Management Team

The uncertainties are for a confidence probability of approximately 95%

This Certificate is issued in accordance with the conditions of accreditation granted by the Thai Laboratory Accreditation Scheme which has assessed the measurement capability of the laboratory and its traceability to recognized national standards and to the units of measurement realized at the corresponding national standards laboratory. This certificate may not be reproduced other than in full except with the prior written approval of the National Food Institute.

Calibration Report

Certificate No.: 2200708-001-01

Equipment:

Electronic Balance

Manufacturer: METTLER TOLEDO

Model: AX 105 DR

Resolution: 0.00001 g/ 0.0001 g

Serial No.: 1122100406

ID No.: UAE.WAO.004/2546

Capacity: 110 g

Date of Calibration: 24 November 2021

Page 2 of 4

Environment Condition: Ambient Temperature: 22.0 ± 0.5 °C Relative Humidity: 39 ± 1 %

Place of Calibration: Balance Room, UNITED ANALYST AND ENGINEERING CONSULTANT CO.,LTD.

Condition of Equipment: Good Condition

Condition of This Results of Calibration:

1. Calibration Method: NFI Method W-MA-001 In-House Method based on UKAS Lab 14 : 2019

2. Reference Standards:

Reference Standard	Model	Serial No.	Calibrated By	Certificate No.	Due Date
Standard Weight Class E2	1-500mg	15880	TCS	M20111955	28 November 2021
Standard Weight Class E2	1-500g	15882	TCS	M20111965	28 November 2021

Instrument	Model	Serial No.	Calibrated By	Certificate No.	Due Date
Thermo-Hygro Meter	11A1	สนท.ฟป. BTH 003/55	Quality Reborn	QR21-0297	15 February 2022

3. This certification is traceable to SI UNIT

4. This certificate was certified only for the instrument we calibrated.

5. This result of calibration was found accurate as shown on date and place of calibration only.

Calibration Results:

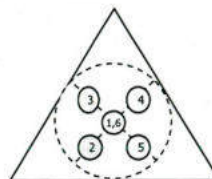
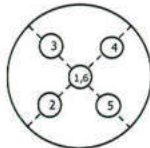
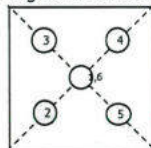
1. Repeatability of Reading:

Nominal Value (g)	Standard Deviation of Reading (g)
15	0.0000057
30	0.0000084
50	0.0000053
100	0.0000048

2. Off-Center Error:

A mass of 50 g was placed and moved to various position on pan.

The balance reading obtained is given in the table.



1	2	3	4	5	6	(Maximum Difference)
(g)	(g)	(g)	(g)	(g)	(g)	(g)
50.0000	50.0000	49.9999	50.0000	49.9999	49.9999	0.0001

เอกสารนี้
เป็นเอกสาร
ลิขสิทธิ์
ของ
กรม
การค้า
ระหว่าง
ประเทศ

Calibration Report

Certificate No.: 2200708-001-01

Equipment: Electronic Balance

Manufacturer: METTLER TOLEDO

Model: AX 105 DR

Resolution: 0.00001 g/ 0.0001 g

Serial No.: 1122100406

ID No.: UAE.WAO.004/2546

Capacity: 110 g

Date of Calibration: 24 November 2021

Page 3 of 4

Calibration Results: (Continued)

Calibration Range: 0-100 g

Calibration Adjustment: Internal Calibration

3. Departure from Nominal Value: (Range: 0 - 30 g ; Resolution: 0.00001 g)

Nominal Value (g)	Standard Value (g)	Average Reading (g)	Correction (g)	Uncertainty (± g)	Coverage Factor k
Unload	0.000000	0.00000	0.00000	0.0000089	2.00
0.01	0.009998	0.01000	0.00000	0.000011	2.00
0.02	0.019997	0.02000	0.00000	0.000012	2.00
0.05	0.050001	0.05000	0.00000	0.000011	2.00
0.1	0.100002	0.10000	0.00000	0.000012	2.00
0.2	0.200004	0.20000	0.00000	0.000013	2.00
0.5	0.499994	0.50000	-0.00001	0.000014	2.00
1	0.999986	1.00000	-0.00001	0.000026	2.00
2	1.999989	1.99998	0.00001	0.000019	2.00
5	4.999979	4.99998	0.00000	0.000022	2.00
10	10.000026	9.99994	0.00009	0.000074	2.00
20	20.000037	19.99991	0.00013	0.000099	2.00
30	30.000063	30.00000	0.00006	0.00013	2.00

Calibration Report

Certificate No.: 2200708-001-01

Equipment: Electronic Balance

Manufacturer: METTLER TOLEDO

Model: AX 105 DR

Resolution: 0.00001 g/ 0.0001 g

Serial No.: 1122100406

ID No.: UAE.WAO.004/2546

Capacity: 110 g

Date of Calibration: 24 November 2021

Page 4 of 4

Calibration Results: (Continued)

Calibration Range: 0-100 g

Calibration Adjustment: Internal Calibration

3. Departure from Nominal Value: (Range: 31 - 100 g ; Resolution: 0.0001 g)

Nominal Value (g)	Standard Value (g)	Average Reading (g)	Correction (g)	Uncertainty (± g)	Coverage Factor k
40	40.00000	39.9999	0.0001	0.00014	2.00
45	44.99998	44.9999	0.0001	0.00015	2.00
50	49.99999	49.9999	0.0001	0.00016	2.00
55	54.99997	54.9998	0.0002	0.00016	2.00
60	60.00002	59.9999	0.0001	0.00018	2.00
65	65.00000	64.9999	0.0001	0.00018	2.00
70	70.00003	69.9999	0.0001	0.00019	2.00
75	75.00001	74.9999	0.0001	0.00020	2.00
80	80.00005	79.9998	0.0003	0.00021	2.00
85	85.00003	84.9998	0.0002	0.00022	2.00
90	89.99999	89.9998	0.0002	0.00021	2.00
100	99.99997	99.9998	0.0002	0.00020	2.00

The reported uncertainty of measurement was based on a standard uncertainty multiplied by a coverage factor of level of confidence of approximately 95 %.

----- End -----



TECHNOLOGY PROMOTION ASSOCIATION (THAILAND-JAPAN)
CORPORATE SERVICES 3: EQUIPMENT CALIBRATION AND TESTING SERVICES
534/4 PATTANAKARN ROAD SOI 18, SUANLUANG, SUANLUANG BANGKOK 10250
TEL. 0-2717-3000-27 FAX. 0-2719-9484



Cert.No.: 22MM210
Page.: 1 of 3

Certificate of Calibration

Equipment : Electronic Balance

Manufacturer : Mettler Toledo

Model : XSR205

Serial No. : C009071872



ID No. : UAE.WAO.012/2563

Submitted by : United Analyst and Engineering Consultant Co.,Ltd.
3 Soi Udomsuk 41, Sukhumvit Road,
Bangchak, Phakhanong,
Bangkok 10260

Location : Balance Room

Received order : 26 April 2022
Calibration Date : 26 April 2022
Ambient Temperature : 15 °C to 40 °C
Relative Humidity : 30 % to 90 %

Calibrated by : Kunchit Promprat

Approved by : 
Ap  natory

() Pornthippa Tameyakul
(✓) Malee Butkruea
() Suwit Imjai

Issue Date : 29 April 2022

The Uncertainties are for a confidence probability of approximately 95%

This certificate may not be reproduced other than in full, except with the prior written
Approval of the head of Corporate Services 3 : Equipment Calibration and Testing Services.

เอกสารไม่ควบคุม



Equipment : Electronic Balance
Condition As-Received : Used Item
Reference : 2204-0542OC-1

Cert.No.: 22MM210
Page: 2 of 3

Procedure used :-

Calibration were conducted using in-house calibration procedure CP-OB01 according to direct measurement method against standard weight.

Condition of this result of calibration

1. Reference standard instruments:-

<u>Instruments</u>	<u>Model</u>	<u>Serial No.</u>	<u>ID No.</u>	<u>Test report No.</u>	<u>Due date</u>
1) Standard Weight Set (E2)	15884	-	70RC138	MM-0009-21	3 Feb 2023

2. This certificate is valid only to the item calibrated on date and place of calibration.
3. This result of calibration was made on requested at the point specified by customer.
4. This certificate is not certified for any commercial transaction.
5. This certification is traceable to the International System of Unit.

Result of calibration () Without Adjustment (*) After Adjustment by Internal Calibration

Range capacity :	0 g to 81 g	Resolution	0.00001 g
	81 g to 220 g	Resolution	0.0001 g

Before Adjustment :

<u>Applied Weight</u>	<u>Balance Reading</u>	<u>Correction</u>	<u>Measurement Uncertainty</u>	<u>Coverage Factor</u>
(g)	(g)	(g)	(\pm mg)	(k)
80	80.00004	-0.00004	0.15	2.00
200	199.9999	+0.0001	0.35	2.00

After Adjustment :

1. Determination of the standard deviation of weighing machine (n = 10)

<u>Applied Weight</u>	<u>Standard Deviation of Reading (g)</u>
(g)	
80	0.000008
200	0.00005



Equipment : Electronic Balance
Condition As-Received : Used Item
Reference : 2204-0542OC-1

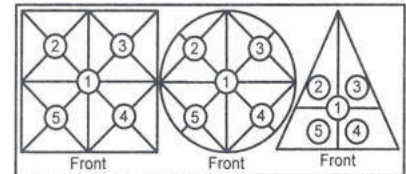
Cert.No.: 22MM210

Page: 3 of 3

Result of calibration

2. Effect of off center loading

A mass of 100 g was placed to various position on the pan.
The weighing machine reading error obtained is given in the table



Maximum difference between
off-center and central loading
(g)
0.0002

Position 1	Position 2	Position 3	Position 4	Position 5
(g)	(g)	(g)	(g)	(g)
-0.0002	-0.0001	0.0000	-0.0002	-0.0002

3. Departure from nominal value

Applied Weight	Balance Reading	Correction	Measurement Uncertainty	Coverage Factor
(g)	(g)	(g)	(\pm mg)	(k)
Unload	0.00000	0.00000	0.016	2.13
0.05	0.05001	-0.00001	0.016	2.13
0.1	0.10001	-0.00001	0.017	2.11
1	1.00002	-0.00002	0.019	2.05
5	5.00003	-0.00003	0.026	2.00
20	20.00008	-0.00008	0.049	2.00
50	50.00010	-0.00010	0.080	2.00
80	80.00014	-0.00014	0.15	2.00
100	100.0001	-0.0001	0.21	2.00
150	150.0001	-0.0001	0.29	2.00
200	200.0001	-0.0001	0.35	2.00

The reported uncertainty of measurement was based on a standard uncertainty multiplied by a coverage factor k , providing a level of confidence of approximately 95 %.

-o0o-

Calibration Certificate

Certificate No.: 2203120-001-01
Client name: UNITED ANALYST AND ENGINEERING CONSULTANT CO., LTD.
Address: 3 Soi Udomsuk 41, Sukhumvit Road,
Bangchack, Prakanong, Bangkok 10260

Page 1 of 3

Equipment: Electronic Balance

Manufacturer: METTLER TOLEDO

Model: AB204-S/FACT

Serial No.: 1129361010

ID No.: UAE.WAS.002/2552

Order No.: 2203120

Operation No.: 2203120-001

Date of Receipt: 1 June 2022

Date of Calibration: 1 June 2022

Calibrated by Mr.Taveesak Seilee
Scientist

Approved by 
(Mr.Pheraphat Tuanjit)

Manager, Division of Calibration Laboratory

Date of Issue: 7 June 2022

Responsible for the Technical Management Team

The uncertainties are for a confidence probability of approximately 95%

This Certificate is issued in accordance with the conditions of accreditation granted by the Thai Laboratory Accreditation Scheme which has assessed the measurement capability of the laboratory and its traceability to recognized national standards and to the units of measurement realized at the corresponding national standards laboratory. This certificate may not be reproduced other than in full except with the prior written approval of the National Food Institute.

F-CS-009 Revision: 01 Date: 20-04-65



Calibration Report

Certificate No.: 2203120-001-01

Equipment:

Electronic Balance

Manufacturer: METTLER TOLEDO

Model: AB204-S/FACT

Resolution: 0.0001 g

Serial No.: 1129361010

ID No.: UAE.WAS.002/2552

Capacity: 220 g

Date of Calibration: 1 June 2022

Page 2 of 3

Environment Condition: Ambient Temperature: 19.9 ± 0.3 °C Relative Humidity: 45 ± 1.5 %

Place of Calibration: 108, Balance Room, UNITED ANALYST AND ENGINEERING CONSULTANT CO., LTD.

Condition of Equipment: Good Condition

Condition of This Results of Calibration:

1. Calibration Method: NFI Method W-MA-001 In-House Method based on UKAS Lab 14 : 2019

2. Reference Standards:

Reference Standard	Model	Serial No.	Calibrated By	Certificate No.	Due Date
Standard Weight Class E2	1-500mg	B308068554	TCS	M2201020S	6 January 2023
Standard Weight Class E2	1-500g	B308068128	TCS	M2201021S	6 January 2023

Instrument	Model	Serial No.	Calibrated By	Certificate No.	Due Date
Thermo-Hygro Meter	PONPE 490	NFI.BTH 010/18	Quality Reborn	QR22-0350	18 February 2023

3. This certification is traceable to SI UNIT

4. This certificate was certified only for the instrument we calibrated.

5. This result of calibration was found accurate as shown on date and place of calibration only.

Calibration Results:

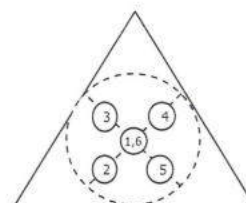
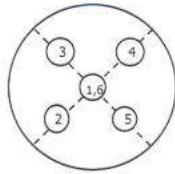
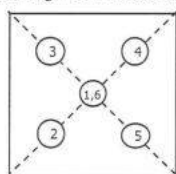
1. Repeatability of Reading:

Nominal Value (g)	Standard Deviation of Reading (g)
100	0.000048
200	0.000052

2. Off-Center Error:

A mass of 50 g was placed and moved to various position on pan.

The balance reading obtained is given in the table.



1 (g)	2 (g)	3 (g)	4 (g)	5 (g)	6 (g)	(Maximum Difference) (g)
49.9999	49.9998	49.9998	49.9999	49.9998	49.9998	0.0001

F-CS-012 Revision: 01 Date: 20-04-65

เอกสารไม่ควบคุม

2008 ซอยอรุณอมรินทร์ 36 ถนนอรุณอมรินทร์ แขวงบางยี่สิบ เขตบางพลัด กรุงเทพมหานคร 10700

2008 Soi 36, Arun Amarin Road, Bang Yi Khan Subdistrict, Bang Phlat District, Bangkok 10700, Thailand

Tel: +66(0) 2422 8688 Fax: +66(0) 2422 8545



nfi.or.th

Calibration Report

Certificate No.: 2203120-001-01

Equipment:

Electronic Balance

Manufacturer: METTLER TOLEDO

Model: AB204-S/FACT

Resolution: 0.0001 g

Serial No.: 1129361010

ID No.: UAE.WAS.002/2552

Capacity: 220 g

Date of Calibration: 1 June 2022

Page 3 of 3

Calibration Results: (Continued)

Calibration Range: 0 - 200 g

Calibration Adjustment: Internal Calibration

3. Departure from Nominal Value:

Nominal Value (g)	Standard Value (g)	Average Reading (g)	Correction (g)	Uncertainty (± g)	Coverage Factor <i>k</i>
Unload	0.00000	0.0000	0.0000	0.000088	2.00
0.01	0.01000	0.0100	0.0000	0.000088	2.00
0.05	0.05000	0.0499	0.0001	0.000088	2.00
0.1	0.10000	0.1000	0.0000	0.000088	2.00
0.2	0.20000	0.2000	0.0000	0.000088	2.00
0.5	0.50000	0.5000	0.0000	0.000088	2.00
1	1.00000	0.9999	0.0001	0.000088	2.00
2	2.00000	1.9999	0.0001	0.000089	2.00
5	5.00000	5.0000	0.0000	0.000089	2.00
10	9.99998	9.9999	0.0001	0.000092	2.00
20	19.99999	19.9999	0.0001	0.000094	2.00
50	49.99990	49.9999	0.0000	0.00012	2.00
70	69.99989	69.9998	0.0001	0.00014	2.00
100	100.00001	99.9999	0.0001	0.00017	2.00
150	149.99991	149.9997	0.0002	0.00022	2.00
200	200.00007	199.9998	0.0003	0.00030	2.00

The reported uncertainty of measurement was based on a standard uncertainty multiplied by a coverage factor *k*, providing a level of confidence of approximately 95 %.

----- End -----

F-CS-012 Revision: 01 Date: 20-04-65





CERTIFICATE OF PERFORMANCE TEST

Certificate No. : SV0222/20240

Instrument Type : Continuous Flow Analyzer

Instrument Model : San++

Chemistry Model : SA5000 Serial Number : 182688

Auto sampler Model : SA1052 Serial Number : 181729

Software Version: 3.2.3

Organization : บริษัท ยูไนเต็ด แอนนาไลสต์ แอนด์ เอ็นจิเนียริง คอนซัลแตนท์ จำกัด

Address : 3 ซอยอุดมสุข41 ถนนสุขุมวิท แขวงบางจาก เขตพระโขนง กรุงเทพมหานคร 10260

Date : 22/02/2022

MODULE OPERATION TEST

AUTOSAMPLER

Power and Diagnostic Test	<u>PASS</u>	Position Test	<u>PASS</u>
Needle Test	<u>PASS</u>	Syringe Test	<u>PASS</u>
Rinse Valve Test	<u>PASS</u>	Sample Tube Check	<u>PASS</u>
Leak Check	<u>PASS</u>		

CHEMISTRY

Power and Diagnostic Test	<u>PASS</u>	Pump Power Test	<u>PASS</u>
Pump Speed Function Test	<u>PASS</u>	Heater Controller Test	<u>PASS</u>
Pump Tube Check	<u>PASS</u>	Air Injector Test	<u>PASS</u>
Air Tube Check	<u>PASS</u>	Leak Check	<u>PASS</u>
Detector Module Check	<u>PASS</u>	Detector Lamp Check	<u>PASS</u>



บริษัท ไทยยูนิค จำกัด

THAI UNIQUE CO., LTD.

80-82 ถนนประชาธิปไตย แขวงบางขุนพรหม เขตพระนคร กรุงเทพฯ 10200

80-82 Prachathipatai Rd., Bangkhunphrom, Pranakorn, Bangkok 10200

Tel. 0-2629-0191-6, 0-2280-1787, Fax. 0-2280-1788, E-mail : thawatt@thaiunique.com, Website : www.thaiunique.com

Flow Cell Check	<u>PASS</u>	Wavelength Filter Check	<u>PASS</u>
Reference Filter Check	<u>PASS</u>	Waste Cup	<u>PASS</u>
Waste Tube Check	<u>PASS</u>	Waste Bottle Check	<u>PASS</u>

INTERFACE & COMPUTER

Power and Diagnostic Test	<u>PASS</u>	Communication Test	<u>PASS</u>
Software Configuration	<u>PASS</u>	Software Operation Test	<u>PASS</u>
Detector Response Test	<u>PASS</u>	Baseline Drift Test	<u>PASS</u>
Noise Test	<u>PASS</u>		

SYSTEM OPERATION TEST

CHEMISTRY 1 Method	<u>Total Cyanide</u>	Test <u>PASS</u>
CHEMISTRY 2 Method	<u>Total Phenol</u>	Test <u>PASS</u>
CHEMISTRY 3 Method	<u>Total Ammonium</u>	Test <u>PASS</u>
CHEMISTRY 4 Method	<u>N/A</u>	Test <u>N/A</u>
CHEMISTRY 5 Method	<u>N/A</u>	Test <u>N/A</u>


APPROVAL

Signature: _____


Engineer: Mr. Prasit Auychaicharoen

Date : 22/02/2022

SKALAR



Certificate of Proficiency



This certificate is awarded to the undermentioned
having achieved a full and detailed knowledge
of the correspondingly cited analyzer.

The holder of this certificate is fully qualified for
complete operation and maintenance of the analyzer.

The training course was provided for the Product line

SFA- Application and Maintenance

The analyzer the training course was given on

SAN++ Continuous Flow Analyzer

Awarded to

Mr. Prasit Auychaicharoen

Trained by

Mr. K. Varadharajan

Duration

From 31/10/2017 to 02/11/2017

Certificate Number

20171124



เอกสารไม่ควบคุม

Maintenance Protocol

Atomic Fluorescence Spectrometer
mercur DUO /
mercur DUO plus

Serial-No.: K170A0153

Customer-No.:

Date: 4/02/2022

Carried out by: Mr. Srichai Fak-on.

Maintenance with following Operational Qualification (OQ)

(requires a separate OQ protocol)



Company	บริษัท อุตสาหกรรมอาหาร จำกัด
User	คุณสมชาย ใจดี
Department	Lab
Street	3 ซอยสุขุมวิท 41 ถนนสุขุมวิท แขวงคลองเตย
Zip Code, City	กรุงเทพมหานคร 10260
Country	ประเทศไทย
Phone	
Fax	
E-mail	

Maintenance works basic unit

tightness visual check inside the Mercur
 visual check if gold-traps are broken
 visual check if spectrometer is contaminated
 visual check of the fluorescence cell
 visual check of the absorption cell, incl. window
 reactor cleaning
 check pump-hose, if necessary change it
 check swivel drive (SEV)
 check drying-hose, output gas-liquid-separator
 test Bubble-Sensor
 check gas flows
 check volume flows, reagents
 recording stray light values
 measurement with 30 ng/l

**Maintenance works Autosampler**

Serial No.:

lubricate the dosing-winding (Teflon-grease-spray)
 clean the dosing cylinder, if necessary exchange it
 lubricate the winding system of the height drive with some drops of oil
 check the toothed belt
 check the position of the mechanical stopper (height: 13mm)
 check the pump rate of mixing pump (<14s AS52, typ.7s/<20s AS52S, typ.10s)
 check the pump rate of washing cup
 check the electrical hose connections for good contact
 check the connectors of the magnetic valves
 check the dosing hose for buckling, if necessary exchange it



Device parameter	nominal value	actual value
visual check general tightness inside the Mercur	o.k.: <input checked="" type="checkbox"/>	changed: <input type="checkbox"/>
visual check Goldtraps	o.k.: <input checked="" type="checkbox"/>	changed: <input type="checkbox"/>
visual check spectrometer		
Fluorescence cell	o.k.: <input checked="" type="checkbox"/>	changed: <input type="checkbox"/>
Absorption cell, incl. window	o.k.: <input checked="" type="checkbox"/>	changed: <input type="checkbox"/>
lens	o.k.: <input checked="" type="checkbox"/>	changed: <input type="checkbox"/>
Swivel drive (SEV)	o.k.: <input checked="" type="checkbox"/>	changed: <input type="checkbox"/>
check pump hoses	o.k.: <input checked="" type="checkbox"/>	changed: <input type="checkbox"/>
check hoses and hose connectors	o.k.: <input checked="" type="checkbox"/>	changed: <input type="checkbox"/>
check and clean reactor	o.k.: <input checked="" type="checkbox"/>	changed: <input type="checkbox"/>
check drying hose output Gas-liquid-seperator	o.k.: <input checked="" type="checkbox"/>	changed: <input type="checkbox"/>
check bubble-sensor	o.k.: <input checked="" type="checkbox"/>	not o.k.: <input type="checkbox"/>
Check gasflow		
Valve 1	10 NI/h	10 NI/h
Valve 2	50 NI/h	50 NI/h
Valve 3	5 NI/h	5 NI/h
Valve 4	10 NI/h	10 NI/h
Check liquidflow		
Acid	2,5ml/min ± 1 ml	2,5 ml/min
Red.-agent	2,5ml/min ± 1 ml	2,5 ml/min
Sample	10ml/min ± 2 ml	10 ml/min
Adventitious light - values	(V)	from file
	100	0
	200	0
	300	0
	350	0
	400	1
	450	4
	500	9
	550	19
	575	27
	600	38

Device parameter	nominal value	actual value
Analytical parameters Fluorescence cell		
Conditions.: max.conc.: 10µg/L PMT-voltage: <u>453</u> V		
Blank-solution		F <u>0.000344</u>
without enrichment / FBR 30 ng/L	F > 0,0013 RSD < 3 %	F ₁ <u>0.002913</u> RSD <u>2.371</u> %
Conditions.: max.conc.: 1,7µg/L PMT-voltage: <u>444</u> V		
Blank-solution		F <u>0.001423</u>
with enrichment / FBR 30 ng/L	F > 0,009 RSD < 3 %	F ₂ <u>0.01136</u> RSD <u>0.325</u> %
Fok.- factor (F ₂ / F ₁)	> 4	<u>7.989</u>
Analytical parameters Absorption cell		
Blank-solution		Ext. <u>0.0002</u>
without enrichment / FBR 100 ng/L	Ext. > 0,0021 RSD < 7 %	Ext. <u>0.0036</u> RSD <u>3.82</u> %
Comments		

4/02/2022

Place, Date (DD/MM/YYYY)

4/02/2022

Place, Date (DD/MM/YYYY)

Mercur

Report file: C:\WinAAS\TMP\2022\Result\Pro_012
 Program version: 4.7.9.0 Printed on: 4/02/2022 17:59
 Recording started on 4/02/2022 17:46 GMT+7.0
 Operator:
 Laboratory:
 Code:

Remarks:

Method parameters**Hg**

Method Without Enrichment / FBR / 30 µg/L_PM_4-02-22
 Created on 4/02/2022 Time 17:45
 Program ---

Parameters Mercur Technique: Hg fluorescence

Line	253.7 nm		
Lamp type	Hg-LP		
Integr. mode	Peak height	Integr. time	35 s
PMT	453 V		
AZ time	5 s	Peak smoothing	12/5
Delay	0 s		

Working mode	w/o enrich.	System cleaning	Off
FBR technique	on	Wash time acid	10 s
Pump speed	3	Soaking time	20 s
Sample load time	15 s	Gas load time	10 NL/h
Reaction time	10 s		
Waiting time AZ	5 s		
Delay	0 s		
Purge time1	30 s		
Purge time2	15 s	Gas wash time2	10 NL/h

เอกสารไม่ควบคุม

QC parameters

QC type	Conc. check		
QC check samp. 1	---	QC check samp. 2	---
Conc.	---	Conc.	---
Error limit	---	Error limit	---
Rep. measurement	off	Reaction	flag + continue
QC std.1 no.	1(30.000 ng/L)	QC std.2 no.	3(0.100 ng/L)
QC std.1 limit	± 20.00%	QC std.2 limit	± 20.00%
QC std. act.	flag + continue		
Expect. blank abs.	0.0100± 0.0100	Reaction	flag + continue
QC precision	off		
		Reaction	off
		QC Recal.factor	Off

Calibration settings

Calib. meth	Standard calib.	Calibr. unit	ng/L
No. standards	1	Conversion fac.	1000000
Type of standards	---	Standard prep.	Premixed
		Blank correct.	---
		Recalib. std. no.	---
Output unit	µg/L	Conversion fac.	1000
Calib. stat.	Mean	Meas. cycles	3
		Blind cycles	2
Stock sol. 1	---	Stock sol. 2	---
Stock sol. 3	---	Stock sol. 4	---
Type of cal. curve	linear	Intercept	Zero
Weighted cal.	off	Grubbs stat.	off
Check of cal. curve	no outlier test		

Sample statistics

Stat. mode	Mean	Meas. cycles	3
Confid. level	95.4 %	Blind cycles	1
Grubbs stat.	off		

Calibration standards**Hg**

No	Name	State	Pos	Conc./ ng/L	Ints	SD	RSD/%
1	Cal-Zero	(--)	##	0.000	H: 0.000344 A: 0.004747	0.000040 0.000441	11.85 9.290
2	Cal-Std1	(--)	##	30.000	H: 0.002913 A: 0.03433	0.000069 0.000916	2.371 2.670

เอกสารไม่ควบคุม

Calibration function 1**4/02/2022 17:59 Calibration (Peak height)**

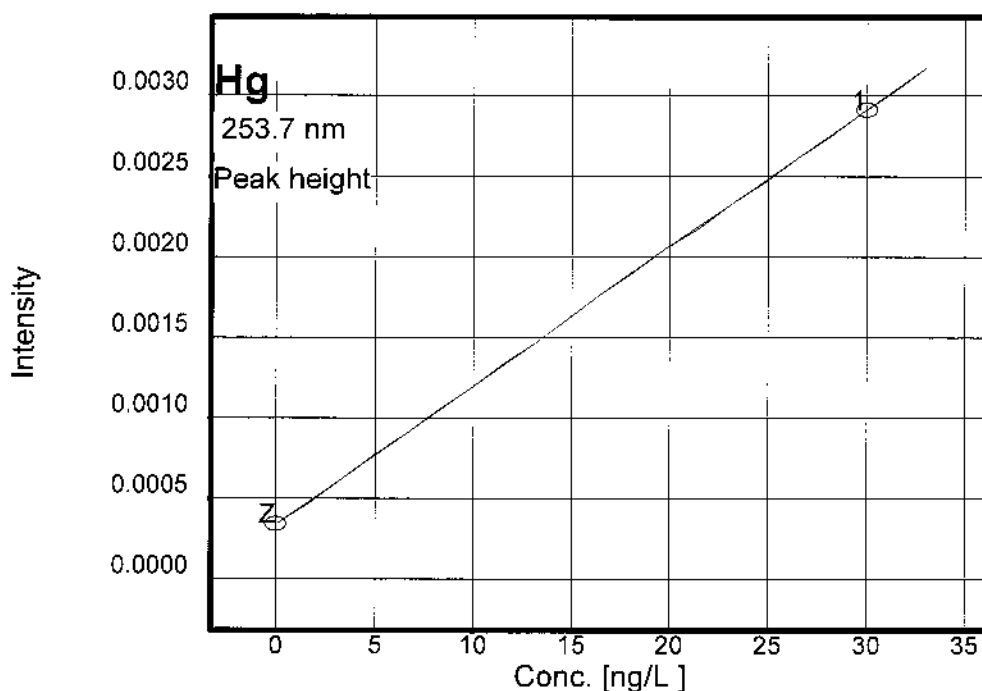
$$\text{Ints} = k_1 + k_2 \cdot \text{conc}$$

k1=0.000344

k2=0.000086

Recal. factor: ---

Slope	0.00009 Ints/(ng/L)	R2-adjusted	1.0000
sc0	1.00000 ng/L		
Lower limit	0 ng/L	Upper limit	33.0 ng/L
Detection limit	---	Deter. limit	---

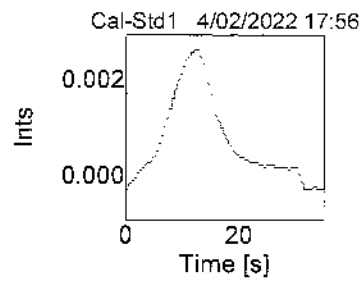
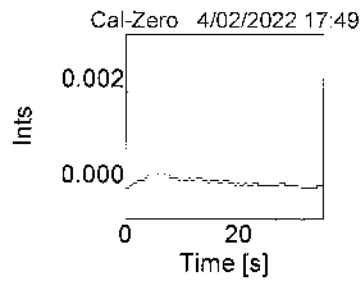
**Measurements and events (sorted by time)**

Hg	Without Enrichment / FBR / 30 µg/L_PM_4-02-22					4/02/2022	17:46
ID	Conc.	Ints	BG	SD	RSD/%	Int. type	Time
Cal-Zero		0.000342				PcH	17:49
		0.000304					17:50
		0.000385					17:51
	0ng/L	0.000344		0.000040750	11.85		17:51
Cal-Std1		0.002923				PcH	17:56
		0.002840					17:57
		0.002977					17:58
	30.00ng/L	0.002913		0.000069060	2.371		17:58
Calibration	Calibration function: 01						17:59

เอกสารไม่ควบคุม

Peak plots

Hg



เอกสารไม่ควบคุม

Mercur

Report file: C:\WinAAS\TMP\2022\Result\Pro_011
 Program version: 4.7.9.0 Printed on: 4/02/2022 17:40
 Recording started on 4/02/2022 17:15 GMT+7.0
 Operator:
 Laboratory:
 Code:

Remarks:

Method parameters**Hg**

Method With Enrichment / FBR / 30 µg/L_PM_4-02-22
 Created on 4/02/2022 Time 14:54
 Program ---

Parameters Mercur Technique: Hg fluorescence

Line	253.7 nm		
Lamp type	Hg-LP		
Integr. mode	Peak height	Integr. time	20 s
PMT	444 V		
AZ time	5 s	Peak smoothing	12/5
Delay	0 s		

Working mode	Enr. w/o reload.	System cleaning	Off
FBR technique	on	Wash time acid	10 s
Pump speed	3	Soaking time	20 s
Sample load time	10 s	Gas load time	5 NL/h
Reaction time	10 s		
Waiting time AZ	5 s		
Delay	0 s		
Purge time1	20 s		
Purge time2	15 s	Gas wash time2	15 NL/h
Purge time3	10 s	Gas wash time3	15 NL/h
Heat.time coll.1	20 s	Cool. time coll.1	50 s

เอกสารไม่ควบคุม

QC parameters

QC type	Conc. check		
QC check samp. 1	---	QC check samp. 2	---
Conc.	---	Conc.	---
Error limit	---	Error limit	---
Rep. measurement	off	Reaction	flag + continue
QC std.1 no.	1(30.000 µg/L)	QC std.2 no.	1(30.000 µg/L)
QC std.1 limit	± 50.00%	QC std.2 limit	± 50.00%
QC std. act.	flag + continue		
Expect. blank abs.	0.0100± 0.0100	Reaction	flag + continue
QC precision	off		
		Reaction	off
		QC Recal.factor	Off

Calibration settings

Calib. meth	Standard calib.	Calibr. unit	µg/L
No. standards	1	Conversion fac.	1000
Type of standards	---	Standard prep.	Premixed
		Blank correct.	---
		Recalib. std. no.	---
Output unit	µg/L	Conversion fac.	1000
Calib. stat.	Mean	Meas. cycles	3
		Blind cycles	1
Stock sol. 1	---	Stock sol. 2	---
Stock sol. 3	---	Stock sol. 4	---
Type of cal. curve	linear	Intercept	Zero
Weighted cal.	off	Grubbs stat.	off
Check of cal. curve	no outlier test		

Sample statistics

Stat. mode	off	Meas. cycles	1
Confid. level	95.4 %	Blind cycles	1
Grubbs stat.	---		

Calibration standards

Hg

No	Name	State	Pos	Conc./ µg/L	Ints	SD	RSD/%
1	Cal-Zero	(--)	##	0.000	H: 0.001423 A: 0.004275	0.000027 0.000307	1.946 7.188
2	Cal-Std1	(--)	##	30.000	H: 0.01046 A: 0.03042	0.000987 0.002821	9.445 9.273

เอกสารไม่ควบคุม

Calibration function 1**4/02/2022 17:31 Calibration (Peak height)**

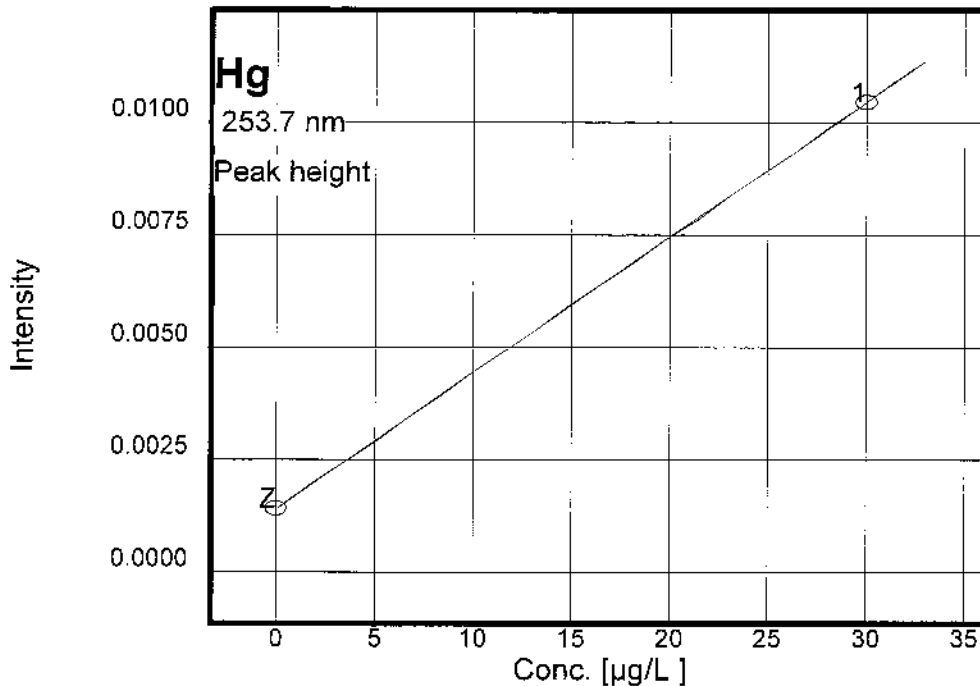
$$\text{Ints} = k_1 + k_2 \cdot \text{conc}$$

k1=0.001423

k2=0.000301

Recal. factor: ---

Slope	0.00030 Ints/(µg/L)	R2-adjusted	1.0000
sc0	1.00000 µg/L		
Lower limit	0 µg/L	Upper limit	33.0 µg/L
Detection limit	---	Deter. limit	---

**Calibration standards****Hg**

No	Name	State	Pos	Conc./ µg/L	Ints	SD	RSD/%
1	Cal-Zero	(--)	##	0.000	H: 0.001423 A: 0.004275	0.000027 0.000307	1.946 7.188
2	Cal-Std1	(--)	##	30.000	H: 0.01136 A: 0.03294	0.000036 0.000360	0.325 1.094

Calibration function 2**4/02/2022 17:39 Calibration (Peak height)**

$$\text{Ints} = k_1 + k_2 \cdot \text{conc}$$

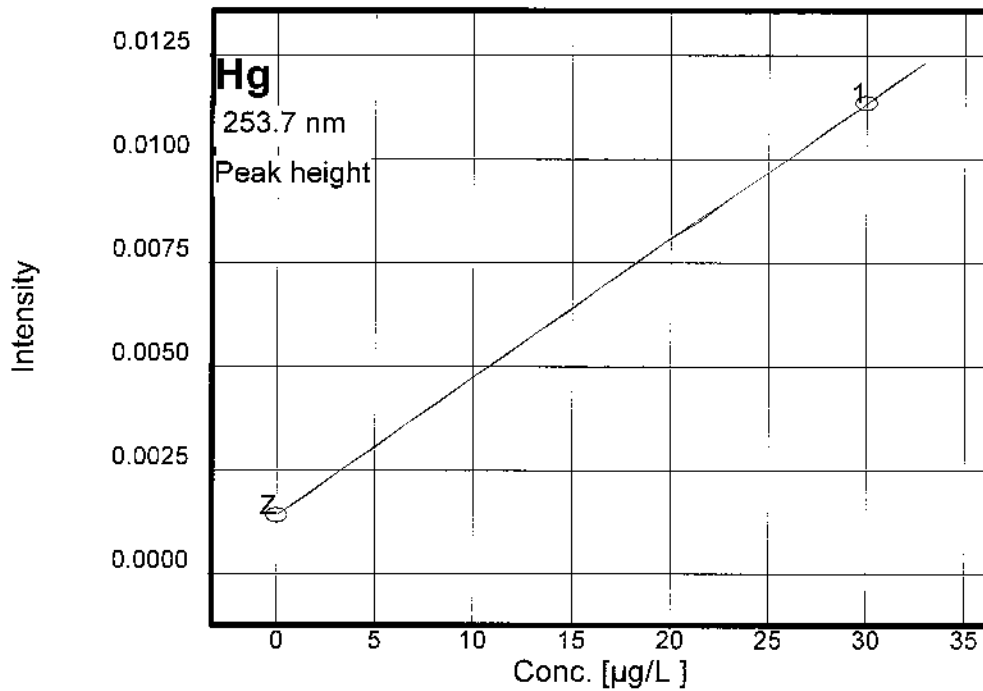
k1=0.001423

k2=0.000331

Recal. factor: ---

Slope	0.00033 Ints/(µg/L)	R2-adjusted	1.0000
sc0	1.00000 µg/L		
Lower limit	0 µg/L	Upper limit	33.0 µg/L
Detection limit	---	Deter. limit	---

เอกสารไม่ควบคุม

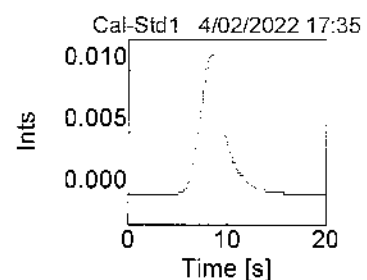
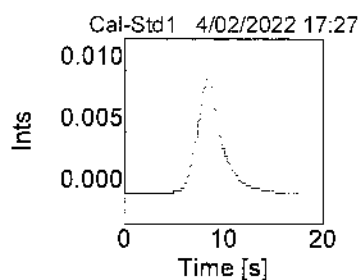
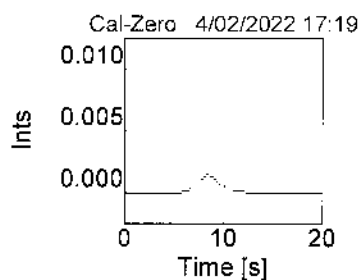


Measurements and events (sorted by time)

Hg	With Enrichment / FBR / 30 µg/L_PM_4-02-22					4/02/2022	17:15
ID	Conc.	Ints	BG	SD	RSD/%	Int. type	Time
Cal-Zero	0µg/L	0.001398				Pkh	17:19
		0.001453					17:21
		0.001419					17:23
		0.001423		0.000027690	1.946		17:23
Cal-Std1	30.00µg/L	0.009317				Pkh	17:27
		0.01103					17:29
		0.01103					17:31
		0.01046		0.0009877	9.445		17:31
Calibration	Calibration function: 01						17:31
Cal-Std1	30.00µg/L	0.01140				Pkh	17:35
		0.01133					17:37
		0.01135					17:39
		0.01136		0.000036960	0.325		17:39
Calibration	Calibration function: 02						17:39

Peak plots

Hg



เอกสารไม่ควบคุม

Mercur

Report file: C:\WinAAS\TMP\2022\Result\Pro_009
 Program version: 4.7.9.0 Printed on: 4/02/2022 16:09
 Recording started on 4/02/2022 15:55 GMT+7.0
 Operator:
 Laboratory:
 Code:

Remarks:

Method parameters**Hg**

Method Without enrichment / FBR 100 ng/L PM_5-6 Abs cell
 Created on 6/08/2021 Time 11:41
 Program ---

Parameters Mercur Technique: Hg absorption

Line	253.7 nm		
Lamp type	Hg-LP		
Integr. mode	Peak height	Integr. time	55 s
PMT	242 V		
AZ time	5 s	Peak smoothing	12/5
Delay	0 s		

Working mode	w/o enrich.	System cleaning	Acid
FBR technique	off	Wash time acid	15 s
Pump speed	4	Soaking time	20 s
Sample load time	8 s	Gas load time	5 NL/h
Reaction time	12 s		
Waiting time AZ	15 s		
Purge time1	51 s		
QC parameters			
QC type	Conc. check		
QC check samp. 1	---	QC check samp. 2	---
Conc.	---	Conc.	---
Error limit	---	Error limit	---
Rep. measurement	off	Reaction	flag + continue
QC std.1 no.	1(100.00 ng/L)	QC std.2 no.	1(100.00 ng/L)
QC std.1 limit	± 50.00%	QC std.2 limit	± 0.00%
QC std. act.	flag + continue		
Expect. blank abs.	0.0100± 0.0100	Reaction	flag + continue
QC precision	off		
		Reaction	off
		QC Recal.factor	Off

เอกสารไม่ควบคุม

Calibration settings

Calib. meth	Standard calib.	Calibr. unit	ng/L
No. standards	1	Conversion fac.	1000000
Type of standards	---	Standard prep.	Premixed
		Blank correct.	---
		Recalib. std. no.	---
Output unit	µg/L	Conversion fac.	1000
Calib. stat.	Mean	Meas. cycles	3
		Blind cycles	1
Stock sol. 1	---	Stock sol. 2	---
Stock sol. 3	---	Stock sol. 4	---
Type of cal. curve	linear	Intercept	calculated
Weighted cal.	off	Grubbs stat.	off
Check of cal. curve	no outlier test		

Sample statistics

Stat. mode	Mean	Meas. cycles	2
Confid. level	95.4 %	Blind cycles	1
Grubbs stat.	---		

Calibration standards**Hg**

No	Name	State	Pos	Conc./ ng/L	Abs	SD	RSD/%
1	Cal-Zero	(--)	##	0.00	H: 0.000265 A: 0.003730	0.000062 0.003049	23.66 81.74
2	Cal-Std1	(--)	##	100.00	H: 0.003620 A: 0.054076	0.000138 0.003671	3.821 6.789

Calibration function 1**4/02/2022 16:08 Calibration (Peak height)**

Abs=k1+k2*conc

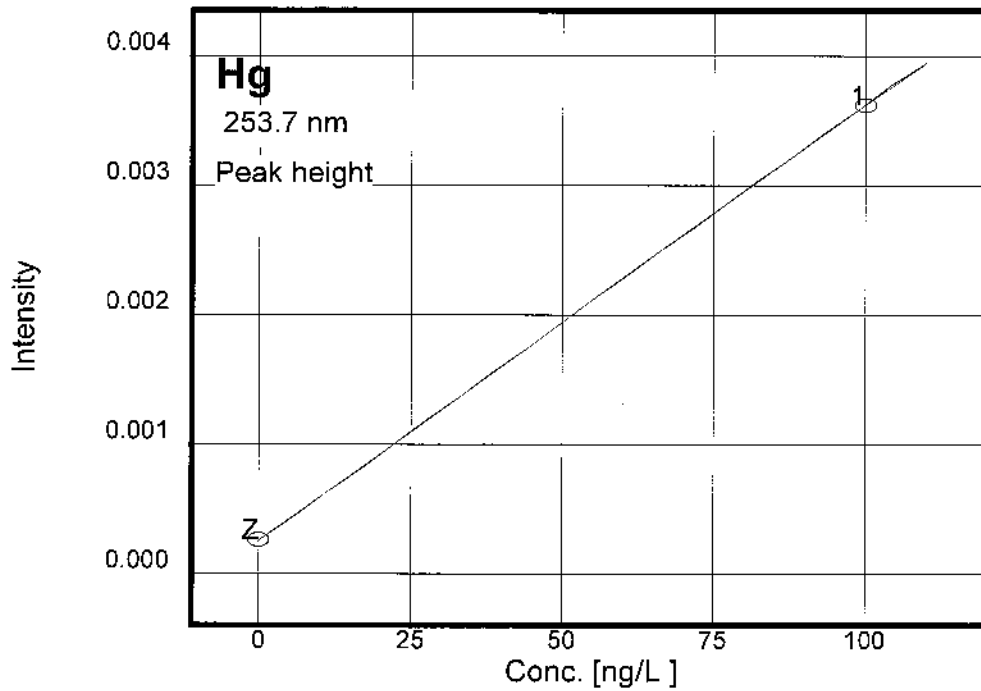
k1=0.000266

k2=0.000034

Recal. factor:

Slope	0.00003 Abs/(ng/L)	R2-adjusted	1.0000
sc0	1.00000 ng/L	Charact. conc.	129.953 (ng/L)/1%
Lower limit	0 ng/L	Upper limit	110. ng/L
Detection limit	---	Deter. limit	---

เอกสารไม่ควบคุม

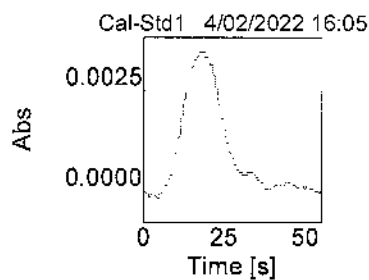
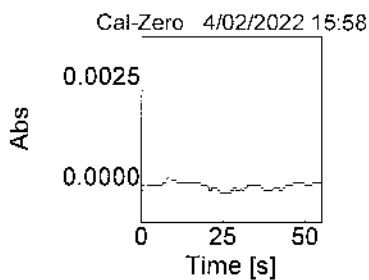


Measurements and events (sorted by time)

Hg	Without enrichment / FBR 100 ng/L PM_5-6 Abs cell					4/02/2022	15:55
ID	Conc.	Abs	BG	SD	RSD/%	Int. type	Time
Cal-Zero		0.000329				PkH	15:58
		0.000264					16:00
		0.000203					16:02
	0ng/L	0.000265		0.000062901	23.66		16:02
Cal-Std1		0.003486				PkH	16:05
		0.003613					16:06
		0.003763					16:08
	100.ng/L	0.003620		0.00013837	3.821		16:08
Calibration	Calibration function: 01						16:08

Peak plots

Hg



เอกสารไม่ควบคุม


CERTIFICATE OF CALIBRATION

Certificate No. : SP22-008

Page 1 of 5

Customer : United Analyst and Engineering Consultant Co.,Ltd. (Head Office)**Address :** 3 Soi Udomsuk 41, Sukhumvit Road, Bangchak, Phrakhanong,
Bangkok 10260**Location of calibration :** Laboratory 213**Equipment :** UV-Vis Spectrophotometer**Manufacturer :** Hitachi**Model :** U-2900**Serial No. :** 21E22-009**ID No. :** UAE.WAT.051/2564**Received Date :** 20 January 2022**Calibration Date :** 20 January 2022**Issue Date :** 24 January 2022**Condition Instrument :** Good**Calibrated by :**

Technical Manager

Approved by :
(M. [Redacted])

Quality Manager

The calibration result is applied only to the above calibrated item and was found accurate as shown on date and place of calibration only.

The measurement capability of the laboratory and its traceability to recognized national standards and to the unit of measurement realized at the corresponding national standards laboratory. This certificate may not be reproduced other than in full except with the prior written approval of the DQE Services Co., Ltd.

REPORT OF CALIBRATION

Certificate No. : SP22-008

Page 2 of 5

Environment Condition : Ambient Temperature 25 ± 5 °CRelative humidity 55 ± 20 %RH**Calibration method :** In-house method CP-01 Based on ASTM E275-08**Certified Reference Materials :**

Material	Serial No.	Certificate No.	Due date
Absorbance Standard set	25760	95935	22 October 2023
Absorbance Standard set	25757	95929	22 October 2023
Wavelength Standard set	25806	95916	22 October 2023
Wavelength Standard set	25758	95915	22 October 2023

Traceability This certification is traceable to the International System of Unit maintained at National -

Institute of Standards and Technology (NIST) through Sarna Scientific Limited

Spectral Band Width of UUC : 1.5 nm.**Scan Speed of UUC :** 200 nm/min**Scan Interval of UUC :** 0.1 nm.**Resolution of UUC:** Photometric 0.001 Abs.

Wavelength 0.1 nm.

REPORT OF CALIBRATION

Certificate No. : SP22-008

Page 3 of 5

Calibration Results : Without adjustment

Photometric Accuracy :

Wavelength (nm.)	CRMs Values (Abs)	UUC Reading (Abs)	Correction (Abs)	Uncertainty (Abs)	Coverage factor <i>k</i>
420	0.0000	0.000	0.0000	0.0028	2.00
	0.5787	0.576	0.0027	0.0031	2.00
	1.0490	1.046	0.0030	0.0029	2.00
	2.1900	2.182	0.0080	0.0075	2.00
440	0.0000	0.000	0.0000	0.0028	2.00
	0.5607	0.559	0.0017	0.0034	2.00
	1.0247	1.023	0.0017	0.0035	2.00
	2.1229	2.116	0.0069	0.0079	2.00
465	0.0000	0.000	0.0000	0.0028	2.00
	0.5236	0.521	0.0026	0.0030	2.00
	0.9634	0.962	0.0014	0.0029	2.00
	1.9763	1.970	0.0063	0.0070	2.00
546.1	0.0000	0.000	0.0000	0.0028	2.00
	0.5191	0.519	0.0001	0.0031	2.00
	1.0003	0.999	0.0013	0.0033	2.00
	1.9987	1.992	0.0067	0.0084	2.00
590	0.0000	0.000	0.0000	0.0028	2.00
	0.5523	0.552	0.0003	0.0030	2.00
	1.0809	1.080	0.0009	0.0030	2.00
	2.0391	2.031	0.0081	0.0079	2.00
635	0.0000	0.000	0.0000	0.0028	2.00
	0.5601	0.560	0.0001	0.0031	2.00
	1.0512	1.052	-0.0008	0.0030	2.00
	1.9294	1.922	0.0074	0.0079	2.00

REPORT OF CALIBRATION

Certificate No. : SP22-008

Page 4 of 5

Photometric Accuracy :

Wavelength (nm.)	CRMs Values (Abs)	UUC Reading (Abs)	Correction (Abs)	Uncertainty (Abs)	Coverage factor <i>k</i>
235	0.0000	0.000	0.0000	0.0050	2.00
	0.7478	0.747	0.0008	0.0057	2.00
257	0.0000	0.000	0.0000	0.0050	2.00
	0.8686	0.865	0.0036	0.0059	2.00
313	0.0000	0.000	0.0000	0.0050	2.00
	0.2912	0.290	0.0012	0.0051	2.00
350	0.0000	0.000	0.0000	0.0050	2.00
	0.6448	0.640	0.0048	0.0055	2.00

REPORT OF CALIBRATION

Certificate No. : SP22-008

Page 5 of 5

Wavelength Accuracy :

CRMs Values (nm.)	UUC Reading (nm.)	Correction (nm.)	Uncertainty (nm.)	Coverage factor <i>k</i>
241.72	241.0	0.72	0.18	2.00
279.45	279.0	0.45	0.18	2.00
287.81	287.0	0.81	0.18	2.00
334.06	333.5	0.56	0.18	2.00
360.93	360.0	0.93	0.18	2.00
418.59	418.0	0.59	0.18	2.00
445.94	445.5	0.44	0.18	2.00
453.66	453.0	0.66	0.18	2.00
460.02	459.5	0.52	0.18	2.00
536.59	536.0	0.59	0.18	2.00
637.98	637.5	0.48	0.18	2.00
431.38	431.0	0.38	0.18	2.00
472.50	472.0	0.50	0.18	2.00
513.47	513.0	0.47	0.18	2.00
528.88	528.5	0.38	0.18	2.00
573.17	573.0	0.17	0.18	2.00
585.35	585.0	0.35	0.20	2.00
684.40	684.0	0.40	0.18	2.00
740.72	740.5	0.22	0.20	2.00
748.55	748.5	0.05	0.18	2.00
807.03	807.0	0.03	0.18	2.00
879.28	879.5	-0.22	0.18	2.00

Remark : - UUC = Unit Under Calibration

- N/A = Not Available

- The result expanded uncertainty of measurement U is stated as the standard uncertainty of measurement multiplied by the coverage factor k ,

which for a normal distribution corresponds to a coverage probability of approximately 95%

- * Indicates non TISI accredited

- End of Certificate -



Request No. 25-65 / 0398

MTC. ACL.No. 486 / 65

CALIBRATION CERTIFICATE

NOMENCLATURE : 1. Atomic Absorption Spectrophotometer "Agilent Technologies"

Model AA240FS, Serial No. MY13160001

2. Working standard solution "Inorganic Ventures"

Multi Analyte Custom Grade Solution, Lot No. P2-MEB675610

SUBMITTED BY : United Analyst and Engineering Consultant Co., Ltd.

3 Soi Udomsuk41, Sukhumvit Road, Bangchak, Prakanong, Bangkok 10260

CALIBRATION PROCEDURE : 1. Performance Verification of Atomic Absorption Spectrophotometer
(WI-500-02-30)

2. Estimation Uncertainty of Measurement in Analytical Chemistry (QP-513)

REFERENCE MATERIAL : Traceable to NIST "Agilent Technologies", "Carlo Erba"

Cadmium Lot No. 0108047046, Chromium Lot No. 0106315418, Copper Lot No. 0107480530, Iron Lot No. 0104697566,
Lead Lot No. 0104659473, Manganese Lot No. T109228A, Nickel Lot No. 0104978044, Zinc Lot No. 0100792297

CALIBRATION RANGE: 0.02,0.10,0.30,0.50,0.70 mg/l at 228.8 nm.Cd, 0.10,0.20,0.30,0.50,0.70 mg/l at 357.9 nm.Cr,
0.05,0.10,0.30,0.50,0.70 mg/l at 324.7 nm.Cu, 0.10,0.30,0.50,0.70,1.00 mg/l at 248.3 nm.Fe, 0.20,0.50,0.70,1.00,1.50 mg/l
at 217.0 nm.Pb, 0.05,0.10,0.30,0.50,0.70 mg/l at 279.5 nm.Mn, 0.10,0.30,0.50,0.70,1.00 mg/l at 232.0 nm.Ni,
0.05,0.10,0.30,0.50,0.70 mg/l at 213.9 nm.Zn

AMBIENT CONDITIONS : Temperature 22 °C Relative humidity 60 %

The Atomic Absorption Spectrophotometer set has been calibrated against
Reference Material traceable to National Institute of Standards and Technology (NIST) by The Analytical
Chemistry Laboratory. The results are attached herewith.

Calibrated by

([Redacted Signature])

Approved by.....

for (Mrs [Redacted Signature])

Director of Analytical Chemistry Laboratory

Ref. 2025265020400522001

Calibration Date : 3 February 2022

The results relate only to the items tested/calibrated or value assigned.

Advertising the Report/Certificate and publicity of the results except in full are prohibited unless written permission is obtained from the governor of TISTR.

FM.BL.MTC.002 Rev.4

Head Office

35 Mu 3 Tambon Khlong Ha, Amphoe Khlong Luang,
Changwat Pathumthani 12120, Thailand

Tel. (66) 0 2577 9000

Fax. (66) 0 2577 9009

E-mail : rumpa@tistr.or.th Website:www.tistr.or.th

Office/Laboratory

Soi 1C, Bangpoo Industrial Estate, Sukhumvit Road,
Amphoe Muang, Changwat Samutprakan 10280, Thailand

Tel. (66) 0 2323 1672-80 ext. 115, 116

Fax. (66) 0 2323 9165

E-mail : mtc@tistr.or.th

Office

196 Phahonyothin Road, Chatuchak, Bangkok 10900,
Thailand

Tel. (66) 0 2579 1121-30 ext. 5218, 5225, 5217

Fax. (66) 0 2579 8592

E-mail : sumalee@tistr.or.th

เอกสารไม่ควบคุม

CALIBRATION DATA

1. Noise Level in term of standard deviation

Element	Cd	Cr	Cu	Fe	Pb	Mn	Ni	Zn
Absorbance	-0.0004	0.0002	0.0007	0.0002	-0.0016	-0.0001	-0.0004	-0.0001
	0.0002	-0.0005	0.0010	0.0007	0.0000	-0.0003	0.0007	-0.0014
	-0.0002	0.0001	0.0008	0.0000	-0.0001	-0.0003	-0.0012	-0.0006
	0.0000	-0.0007	0.0007	0.0000	-0.0005	-0.0004	-0.0004	-0.0012
	0.0001	0.0004	0.0013	0.0014	-0.0001	-0.0001	0.0003	-0.0008
	0.0000	-0.0004	0.0003	-0.0012	-0.0005	-0.0007	-0.0004	-0.0008
	0.0000	-0.0009	0.0009	-0.0002	-0.0010	-0.0008	0.0007	-0.0003
	-0.0004	-0.0003	0.0015	0.0010	-0.0005	-0.0003	-0.0002	-0.0004
	0.0004	0.0008	0.0014	-0.0004	-0.0014	-0.0005	-0.0006	-0.0003
	-0.0006	-0.0013	0.0012	-0.0006	-0.0006	-0.0006	-0.0007	-0.0007
	0.0005	-0.0003	0.0014	-0.0004	-0.0008	-0.0003	-0.0006	-0.0011
	-0.0007	-0.0014	0.0004	-0.0001	-0.0001	0.0000	0.0000	-0.0003
	0.0008	0.0004	0.0005	-0.0006	-0.0008	0.0000	-0.0005	-0.0009
	0.0011	0.0002	0.0005	0.0017	-0.0016	-0.0008	0.0004	-0.0005
	0.0002	0.0010	0.0014	-0.0002	-0.0010	-0.0010	0.0002	-0.0001
	0.0001	-0.0011	0.0011	-0.0003	-0.0011	-0.0003	-0.0008	-0.0012
	0.0000	-0.0015	0.0009	-0.0010	-0.0011	-0.0013	0.0000	-0.0004
	0.0015	-0.0012	0.0005	0.0002	-0.0017	-0.0001	0.0005	-0.0002
	0.0006	0.0014	0.0010	0.0002	-0.0003	0.0001	-0.0006	-0.0010
	0.0001	0.0003	0.0003	-0.0001	-0.0004	-0.0002	-0.0001	-0.0001
Average Absorbance	0.000	0.000	0.001	0.000	-0.001	0.000	0.000	-0.001
Standard Deviation	0.0005	0.0008	0.0004	0.0007	0.0005	0.0004	0.0005	0.0004

Continue 2 / 5

INDUSTRIAL METROLOGY AND TESTING SERVICE CENTRE



The results relate only to the items tested/calibrated or value assigned.

Advertising the Report/Certificate and publicity of the results except in full are prohibited unless written permission is obtained from the governor of TISTR.

FM.BL.MTC.002 Rev.4

Head Office

35 Mu 3 Tambon Khlong Ha, Amphoe Khlong Luang,
Changwat Pathumthani 12120, Thailand
Tel. (66) 0 2577 9000
Fax. (66) 0 2577 9009
E-mail : rumpai@tistr.or.th Website:www.tistr.or.th

Office/Laboratory

Soi 1C, Bangpoo Industrial Estate, Sukhumvit Road,
Amphoe Muang, Changwat Samutprakan 10280, Thailand
Tel. (66) 0 2323 1672-80 ext. 115, 116
Fax. (66) 0 2323 9165
E-mail : mtc@tistr.or.th

Office

196 Phahonyothin Road, Chatuchak, Bangkok 10900,
Thailand
Tel. (66) 0 2572 4421-31 ext. 5010, 5025-5017
Fax. (66) 0 2579 8592
E-mail : sumalee@tistr.or.th

เอกสารไม่ควบคุม

2. Precision

Element	Conc. (mg/l)	Absorbance										Ave. Abs.	SD	%RSD
Cd	0.02	0.0074	0.0062	0.0065	0.0062	0.0070	0.0068	0.0070	0.0065	0.0065	0.0069	0.007	0.0004	5.76
	0.30	0.0952	0.0959	0.0951	0.0957	0.0952	0.0950	0.0952	0.0948	0.0956	0.0943	0.095	0.0005	0.49
	0.70	0.2213	0.2180	0.2203	0.2208	0.2234	0.2211	0.2196	0.2219	0.2201	0.2194	0.221	0.0015	0.67
Cr	0.10	0.0096	0.0098	0.0097	0.0102	0.0106	0.0097	0.0098	0.0099	0.0103	0.0093	0.010	0.0004	3.83
	0.30	0.0309	0.0302	0.0300	0.0316	0.0306	0.0299	0.0309	0.0297	0.0311	0.0296	0.030	0.0007	2.20
	0.70	0.0659	0.0667	0.0664	0.0648	0.0656	0.0662	0.0658	0.0638	0.0638	0.0669	0.066	0.0011	1.70
Cu	0.05	0.0080	0.0075	0.0078	0.0075	0.0077	0.0081	0.0080	0.0075	0.0074	0.0076	0.008	0.0003	3.26
	0.30	0.0417	0.0419	0.0412	0.0421	0.0424	0.0420	0.0423	0.0403	0.0418	0.0415	0.042	0.0006	1.47
	0.70	0.0969	0.0965	0.0972	0.0957	0.0961	0.0958	0.0961	0.0963	0.0959	0.0972	0.096	0.0006	0.58
Fe	0.10	0.0090	0.0105	0.0078	0.0099	0.0091	0.0093	0.0096	0.0094	0.0093	0.0084	0.009	0.0007	8.11
	0.50	0.0462	0.0470	0.0464	0.0464	0.0467	0.0462	0.0467	0.0460	0.0468	0.0466	0.047	0.0003	0.67
	1.00	0.0867	0.0886	0.0910	0.0892	0.0897	0.0873	0.0892	0.0885	0.0888	0.0874	0.089	0.0013	1.43
Pb	0.20	0.0091	0.0095	0.0088	0.0087	0.0082	0.0094	0.0090	0.0087	0.0082	0.0090	0.009	0.0004	4.94
	0.70	0.0322	0.0321	0.0324	0.0318	0.0335	0.0326	0.0327	0.0315	0.0336	0.0321	0.032	0.0007	2.09
	1.50	0.0653	0.0645	0.0663	0.0664	0.0652	0.0671	0.0662	0.0666	0.0657	0.0648	0.066	0.0008	1.28
Mn	0.05	0.0092	0.0092	0.0097	0.0087	0.0085	0.0079	0.0096	0.0085	0.0084	0.0099	0.009	0.0007	7.33
	0.30	0.0616	0.0630	0.0632	0.0633	0.0634	0.0628	0.0640	0.0633	0.0640	0.0629	0.063	0.0007	1.08
	0.70	0.1396	0.1366	0.1386	0.1377	0.1386	0.1386	0.1396	0.1380	0.1374	0.1383	0.138	0.0009	0.67
Ni	0.10	0.0102	0.0092	0.0097	0.0104	0.0091	0.0105	0.0105	0.0096	0.0098	0.0102	0.010	0.0005	5.22
	0.50	0.0488	0.0489	0.0489	0.0495	0.0484	0.0490	0.0481	0.0492	0.0495	0.0492	0.049	0.0004	0.91
	1.00	0.0976	0.0979	0.0975	0.0992	0.0977	0.0973	0.0986	0.0962	0.0985	0.0982	0.098	0.0008	0.85
Zn	0.05	0.0340	0.0349	0.0340	0.0352	0.0337	0.0351	0.0344	0.0346	0.0349	0.0343	0.035	0.0005	1.49
	0.30	0.1669	0.1653	0.1628	0.1642	0.1657	0.1637	0.1659	0.1652	0.1654	0.1657	0.165	0.0012	0.72
	0.70	0.3456	0.3467	0.3445	0.3430	0.3422	0.3444	0.3437	0.3438	0.3435	0.3438	0.344	0.0013	0.37

Continue 3 / 5

INDUSTRIAL METROLOGY AND TESTING SERVICE CENTRE

The results relate only to the items tested/calibrated or value assigned.

Advertising the Report/Certificate and publicity of the results except in full are prohibited unless written permission is obtained from the governor of TISTR.

Head Office
35 Mu 3 Tambon Khlong Ha, Amphoe Khlong Luang,
Changwat Pathumthani 12120, Thailand
Tel. (66) 0 2577 9000
Fax. (66) 0 2577 9009
E-mail : rumpai@tistr.or.th Website:www.tistr.or.th

Office/Laboratory
Soi 1C, Bangpoo Industrial Estate, Sukhumvit Road,
Amphoe Muang, Changwat Samutprakan 10280, Thailand
Tel. (66) 0 2323 1672-80 ext. 115, 116
Fax. (66) 0 2323 9165
E-mail : mtc@tistr.or.th

Office
196 Phahonyothin Road, Chatuchak, Bangkok 10900,
Thailand
Tel. (66) 0 2572 1421-51 ext. 5019, 5025-5017
Fax. (66) 0 2579 8592
E-mail : sumalee@tistr.or.th

FM.BL.MTC.002 Rev.4



เอกสารไม่ควบคุม

Request No. 25-65 / 0398

3 / 5

MTC. ACL. No. 486 / 65

3. Trueness

3.1 Reading on wavelength- Cadmium(Cd) at 228.8 nm.

Element	Standard Value of RM (mg/l)	Reading (mg/l)	Error of Measurement (mg/l)	Error of Measurement (%)	Uncertainty (mg/l)
Cd	0.02004	0.019	-0.001	5.19	± 0.004
	0.30060	0.291	-0.010	3.19	± 0.006
	0.70140	0.678	-0.023	3.34	± 0.012

3.2 Reading on wavelength- Chromium (Cr) at 357.9 nm.

Element	Standard Value of RM (mg/l)	Reading (mg/l)	Error of Measurement (mg/l)	Error of Measurement (%)	Uncertainty (mg/l)
Cr	0.1002	0.101	0.001	0.80	± 0.007
	0.3006	0.298	-0.003	0.86	± 0.012
	0.7014	0.635	-0.066	9.47	± 0.023

3.3 Reading on wavelength- Copper (Cu) at 324.7 nm.

Element	Standard Value of RM (mg/l)	Reading (mg/l)	Error of Measurement (mg/l)	Error of Measurement (%)	Uncertainty (mg/l)
Cu	0.0502	0.046	-0.004	8.37	± 0.004
	0.3012	0.295	-0.006	2.06	± 0.010
	0.7028	0.694	-0.009	1.25	± 0.021

Continue 4 / 5

INDUSTRIAL METROLOGY AND TESTING SERVICE CENTRE

The results relate only to the items tested/calibrated or value assigned.

Advertising the Report/Certificate and publicity of the results except in full are prohibited unless written permission is obtained from the governor of TISTR.

FM.BI.MTC.002 Rev.4

Head Office

35 Mu 3 Tambon Khlong Ha, Amphoe Khlong Luang,
Changwat Pathumthani 12120, Thailand

Tel. (66) 0 2577 9000

Fax. (66) 0 2577 9009

E-mail : rumpai@tistr.or.th Website:www.tistr.or.th

Office/Laboratory

Soi 1C, Bangpoo Industrial Estate, Sukhumvit Road,
Amphoe Muang, Changwat Samutprakan 10280, Thailand

Tel. (66) 0 2323 1672-80 ext. 115, 116

Fax. (66) 0 2323 9165

E-mail : mtc@tistr.or.th

Office

196 Phahonyothin Road, Chatuchak, Bangkok 10900,
Thailand

Tel. (66) 0 2572 1122-3

Fax. (66) 0 2579 8592

E-mail : sumalee@tistr.or.th

เอกสารไม่ควบคุม

Request No. 25-65 / 0398

4 / 5

MTC. ACL. No. 486 / 65

3.4 Reading on wavelength- Iron (Fe) at 248.3 nm.

Element	Standard Value of RM (mg/l)	Reading (mg/l)	Error of Measurement (mg/l)	Error of Measurement (%)	Uncertainty (mg/l)
Fe	0.1003	0.106	0.006	5.68	± 0.008
	0.5015	0.522	0.021	4.09	± 0.017
	1.0030	0.993	-0.010	1.00	± 0.032

3.5 Reading on wavelength- Lead (Pb) at 217.0 nm.

Element	Standard Value of RM (mg/l)	Reading (mg/l)	Error of Measurement (mg/l)	Error of Measurement (%)	Uncertainty (mg/l)
Pb	0.1988	0.197	-0.002	0.91	± 0.014
	0.6958	0.722	0.026	3.77	± 0.022
	1.4910	1.463	-0.028	1.88	± 0.041

3.6 Reading on wavelength- Manganese (Mn) at 279.5 nm.

Element	Standard Value of RM (mg/l)	Reading (mg/l)	Error of Measurement (mg/l)	Error of Measurement (%)	Uncertainty (mg/l)
Mn	0.04955	0.054	0.004	8.98	± 0.004
	0.29730	0.317	0.0197	6.63	± 0.006
	0.69370	0.682	-0.0117	1.69	± 0.012

Continue 5 / 5

INDUSTRIAL METROLOGY AND TESTING SERVICE CENTRE

The results relate only to the items tested/calibrated or value assigned.

Advertising the Report/Certificate and publicity of the results except in full are prohibited unless written permission is obtained from the governor of TISTR.

Head Office

35 Mu 3 Tambon Khlong Ha, Amphoe Khlong Luang,
Changwat Pathumthani 12120, Thailand

Tel. (66) 0 2577 9000

Fax. (66) 0 2577 9009

E-mail : rumpai@tistr.or.th Website:www.tistr.or.th

Office/Laboratory

Soi 1C, Bangpoo Industrial Estate, Sukhumvit Road,
Amphoe Muang, Changwat Samutprakan 10280, Thailand

Tel. (66) 0 2323 1672-80 ext. 115, 116

Fax. (66) 0 2323 9165

E-mail : mtc@tistr.or.th

Office

196 Phahonyothin Road, Chatuchak, Bangkok 10900,
Thailand

Tel. (66) 0 2572 4421-31 ext. 5212, 5225-5217

Fax. (66) 0 2579 8592

E-mail : sumalee@tistr.or.th

FM.BL.MTC.002 Rev.4

เอกสารไม่ควบคุม

Request No. 25-65 / 0398

5 / 5

MTC. ACL. No. 486 / 65

3.7 Reading on wavelength- Nickel (Ni) at 232.0 nm.

Element	Standard Value of RM (mg/l)	Reading (mg/l)	Error of Measurement (mg/l)	Error of Measurement (%)	Uncertainty (mg/l)
Ni	0.099	0.102	0.003	3.03	± 0.007
	0.495	0.489	-0.006	1.21	± 0.010
	0.990	0.975	-0.015	1.52	± 0.020

3.8 Reading on wavelength- Zinc (Zn) at 213.9 nm.

Element	Standard Value of RM (mg/l)	Reading (mg/l)	Error of Measurement (mg/l)	Error of Measurement (%)	Uncertainty (mg/l)
Zn	0.050	0.050	0.000	0.00	± 0.012
	0.300	0.307	0.007	2.33	± 0.011
	0.700	0.660	-0.040	5.71	± 0.015

Remark : The reported uncertainty is an expanded uncertainty calculated using a coverage factor of 2 ($k = 2$) which gives a level of confidence of approximately 95%

Calibrated by



Approved by.....

(Mrs. Th... (Signature))

Director of Analytical Chemistry Laboratory

Calibration date : 3 February 2022

INDUSTRIAL METROLOGY AND TESTING SERVICE CENTRE

The results relate only to the items tested/calibrated or value assigned.

Advertising the Report/Certificate and publicity of the results except in full are prohibited unless written permission is obtained from the governor of TISTR.

FM.BL.MTC.002 Rev.4

Head Office

35 Mu 3 Tambon Khlong Ha, Amphoe Khlong Luang,
Changwat Pathumthani 12120, Thailand

Tel. (66) 0 2577 9000

Fax. (66) 0 2577 9009

E-mail : rumpai@tistr.or.th Website:www.tistr.or.th

Office/Laboratory

Soi 1C, Bangpoo Industrial Estate, Sukhumvit Road,
Amphoe Muang, Changwat Samutprakan 10280, Thailand

Tel. (66) 0 2323 1672-80 ext. 115, 116

Fax. (66) 0 2323 9165

E-mail : mtc@tistr.or.th

Office

196 Phahonyothin Road, Chatuchak, Bangkok 10900,
Thailand

Tel. (66) 0 2578 1424-5

Fax. (66) 0 2579 8592

E-mail : sumalee@tistr.or.th

เอกสารไม่ควบคุม